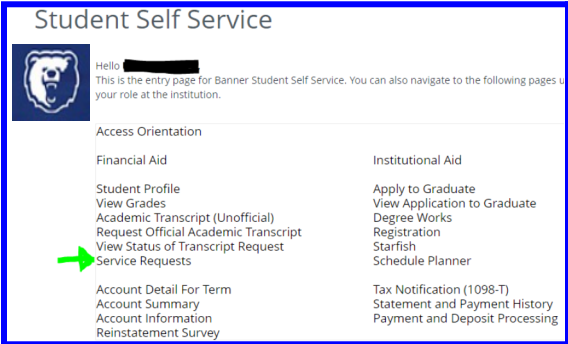
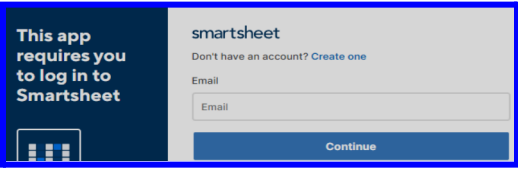

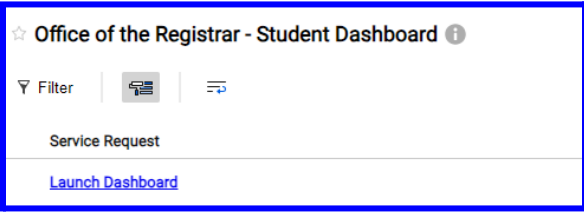


Hello,

We are excited to launch Service Requests Student Dashboard. Our office has moved all of our forms to this platform. The advanced features include:

- **Single-Sign-On:** Photo ID to verify the form user is no longer required.
- **Consistent and Accurate Visibility:** All users can view the status of a specific request in one central location in real-time.

As a current student, you **must launch the Service Request Dashboard** by signing into Websis Self-Service.

<p>From Websis Student Self-Service, click “Service Request”.</p>	 <p>The screenshot shows the 'Student Self Service' page with a list of navigation options. A green arrow points to the 'Service Requests' link in the left column.</p>
<p>If this is your first time, enter your Morgan State University email and press continue.</p>	 <p>The screenshot shows a login screen for Smartsheet with the text 'This app requires you to log in to Smartsheet' and a 'Continue' button.</p>
<p>Proceed to sign in with your Morgan credentials.</p>	 <p>The screenshot shows the Morgan State University login page with the university logo and a sign-in form.</p>
<p>Launch the dashboard</p>	 <p>The screenshot shows the 'Office of the Registrar - Student Dashboard' with a 'Launch Dashboard' link under the 'Service Request' section.</p>