



Student Info Session: The New 2024-25 FAFSA® Form

February 14, 2024

Agenda

- 01** Overview of Federal Student Aid
- 02** 7 Changes to the FAFSA Form Overview
- 03** StudentAid.gov Account
- 04** Starting the 2024-25 FAFSA Form
- 05** Completing the FAFSA Form
- 06** After submitting the FAFSA Form
- 07** Federal Aid Eligibility Formula
- 08** Federal Pell Grant Eligibility
- 09** Financial Aid Process
- 10** Additional Resources



Overview of Federal Student Aid



Federal Student Aid Overview

The U.S. Department of Education's office of Federal Student Aid provides more than \$114 billion in grants, work-study funds, and student loans each year to help students pay for college, career school, or trade school.



7 Changes to the FAFSA® Form Overview

7 Changes to FAFSA® Form

New 2024-25 FAFSA Form

The FAFSA Form is available at FAFSA.gov

The form launched on December 31, 2023

Consent and Approval

A requirement to be eligible for Federal Student Aid.

Financial Aid Eligibility Formula

Introduction of Student Aid Index (SAI) replaces Expected Family Contribution (EFC)

FAFSA Submission Summary

Replaces the Student Aid Report (SAR) for the 2024-25 award year

Contributor


A new term introduced to the 2024-25 FAFSA form.

StudentAid.gov account

Requirement to start your online 2024-25 FAFSA form.

Federal Pell Grant eligibility

More students will be eligible for Federal Pell Grant



<https://studentaid.gov/articles/fafsa-changes-coming/>



StudentAid.gov Account

Requirement for online application

StudentAid.gov account



Who must have an account?

All contributors must each have their own FSA ID (username and password) to access and complete the online FAFSA® form. Contributors cannot share an account.

If a contributor already has an account, they do not need to create a new one.

How to create an account?

To create an account, visit [StudentAid.gov/create-account](https://studentaid.gov/create-account) and follow the instructions on the page.



Starting the 2024-25 FAFSA® Form



2024-25 Form is Now Available

The form launched on
December 31, 2023

Please
Note: Everyone, including
returning students, must
start a new 2024-25 FAFSA
form.

An official website of the United States government. [Help Center](#) [Submit a Complaint](#) [English | Español](#)

Federal Student Aid [FAFSA® Form](#) [Loans and Grants](#) [Loan Repayment](#) [Loan Forgiveness](#)

A Better 2024–25 FAFSA Form

We may occasionally pause access to the FAFSA form to perform maintenance and improve the user experience. [Learn more about the 2024–25 FAFSA form.](#)

2024–25 FAFSA® Form

[Start New Form](#) [Access Existing Form](#)

Need to access last year's form? [Start or Edit a 2023–24 FAFSA Form](#)

[Check FAFSA® Deadlines for the State You Live in](#) [School Year](#) [State of Residence](#)


Two Ways to start a FAFSA® Form

1. Student starts the 2024-25 FAFSA form – Recommended
 - Student will need to invite parent contributor to the form to complete their section
2. Parent starts the 2024-25 FAFSA form
 - Parent contributor will need to complete 5 sections of the form:
 - Student Identity Information
 - Student Personal Circumstances
 - Parent Demographics
 - Parent Financials
 - Review and Signature



All contributors must complete their sections for the FAFSA form to be submitted.

Student Sections of the FAFSA[®] Form



Personal Circumstances

- Martial status
- College or Career plans
- Personal & Special Circumstances
- Dependency Status
- Identify & Invite Contributor(s)



Student Demographics

- Gender
- Race & Ethnicity
- Citizenship
- Parent Education Status
- Parent killed in the line of duty
- High School Completion status



Student Financials

- 2022 Tax Return Information
- Student Assets



Colleges

- Search and Add up to 20 colleges or career/trade schools to receive your FAFSA Information



Signature

- Review all sections
- View Contributor completion status
- Sign



Consent and Approval

You and any additional contributors identified on your FAFSA® form must provide consent and approval.

Even if one of your contributors **doesn't have a Social Security number, didn't file taxes, or filed taxes outside of the U.S.**, consent and approval are still required.

If any contributors do not provide consent and approval or refuse to provide them, the student won't be eligible for federal student aid.

When contributors consent and approve, they agree to

- share their personally identifiable information provided on the FAFSA form with the IRS,
- have their federal tax information transferred directly into the FAFSA form,
- allow the U.S. Department of Education (ED) to use their federal tax information to determine your eligibility for federal student aid,
- allow ED to share their federal tax information with higher education agencies and the schools you listed on your FAFSA form, and
- allow ED to reuse their federal tax information on other FAFSA forms that you're invited to and choose to participate on.



Completing the FAFSA® Form



Student Dependency Status

Dependency status determines whose information must be reported filling out the FAFSA form.

Dependent Students

- You will report parent information when completing your FAFSA® form.
- At least one of your parents will be identified as a contributor.
- If your parent is married and did not file taxes jointly with their spouse, your parent's spouse will also be identified as a contributor.
- If your parents are not married and do not live together, the parent who provides the most financial support will be identified as a contributor.
- If your parents are not married and live together, both parents will be identified as a contributor.

Independent Students

- If you are currently married (and not separated), you will report your spouse's information when completing the FAFSA form.
- If you did not file taxes jointly with your spouse, they will be identified as a contributor.



Independent Student Criteria

Student is determined to be independent if answers “Yes” to at least one of the following:

- 24 years old or older by Jan. 1 of the school year
- Married and not separated.
- A graduate or professional student (working toward a master’s or doctorate degree).
- Have children or other legal dependents (other than your spouse) who live with you and receive more than half of their support from you.
- A veteran of or currently serving on active duty
- At any time since you turned 13, both of your parents were deceased, you were in foster care, or you were a ward or dependent of the court.
- An emancipated minor or in a legal guardianship as determined by a court.
- An unaccompanied youth who is homeless or self-supporting and at risk of being homeless.

Important Note: A student will be determined a dependent student if answered “No” to all the above. Dependent students must have at least one contributor.



Contributor

- Contributor is a new term being introduced on the 2024–25 FAFSA® form.
- Information provided by contributors will be used to determine your eligibility for federal student aid.

Contributors Must Provide

Who is a Contributor

Who is NOT a Contributor

- Information, Consent and Approval of Federal Tax Information transfer, and
- Signature.

- You (the student),
- Your biological or adoptive parent(s),
- Your spouse, and/or
- You parent’s spouse.

- Nonadoptive grandparents,
- Foster parents,
- Your fiancé, or
- The other biological parent when they are not married to or don’t live with the parent contributor on the FAFSA form.

Important Note: Contributors who are identified on your FAFSA form are not financially responsible for your education expenses.



Which parent will be a contributor?

Being identified as a contributor on the FAFSA Form won't make your family member responsible for paying for your education costs.

Family Structure	Information Included	Tax Filing
Parents' marital status is married (not separated)	Both of your parent's information must be included on the FAFSA form.	Jointly – only one parent is required to be contributor Separately – both parents are required to be contributors
Parents' status is unmarried (including never married, divorced or separated)	Both of your parent's information may be included on the FAFSA form.	The one parent who provided more financial support in the last 12 months will be the contributor
Parent married/remarried	Parent and stepparent information may be included on the FAFSA form.	Jointly – only parent is required to be contributor Separately – parent and stepparent required to be contributors

Contacting parent could put you at risk?

Unusual Circumstances

- Human trafficking
- Legally granted refugee or asylum status
- Parental abandonment or estrangement
- Student or parental incarceration

You could be granted provisional independent status. This will allow you to complete and submit your form without parent information.

Please note: You will be required to provide documentation to your school for financial need eligibility.

Unusual circumstances do not include:

- Parents refuse to contribute to your education expenses,
- Parents will not provide information for your FAFSA form, and
- Parents do not claim you as a dependent for income tax purposes

No Consent and Approval Option

If a student's parent is unwilling to provide their information, and don't have an unusual circumstance, the student can apply for Direct Unsubsidized Loans Only.

An **unusual circumstance** is not being able to obtain parent information because it could put the student at risk of harm. Examples include human trafficking, legally granted refugee or asylum status, parental abandonment or estrangement and student or parental incarceration.

Does not include:

- parents who refuse to contribute to student's education expenses
- parent will not provide information for FAFSA form, or
- parent do not claim student for income tax purposes



Dependent Student

Based on your answers, you are a dependent student. This means you must provide parent information on your FAFSA® form. This information helps determine how much federal student aid you're eligible to receive.

Apply for a Direct Unsubsidized Loan Only

Are the student's parents unwilling to provide their information, but the student doesn't have an unusual circumstance that prevents them from contacting or obtaining their parents' information?

*If you select "Yes," a financial aid administrator at the student's school will determine their eligibility for a Direct Unsubsidized Loan **only**.*

Yes

No

Information needed to

Invite Contributors



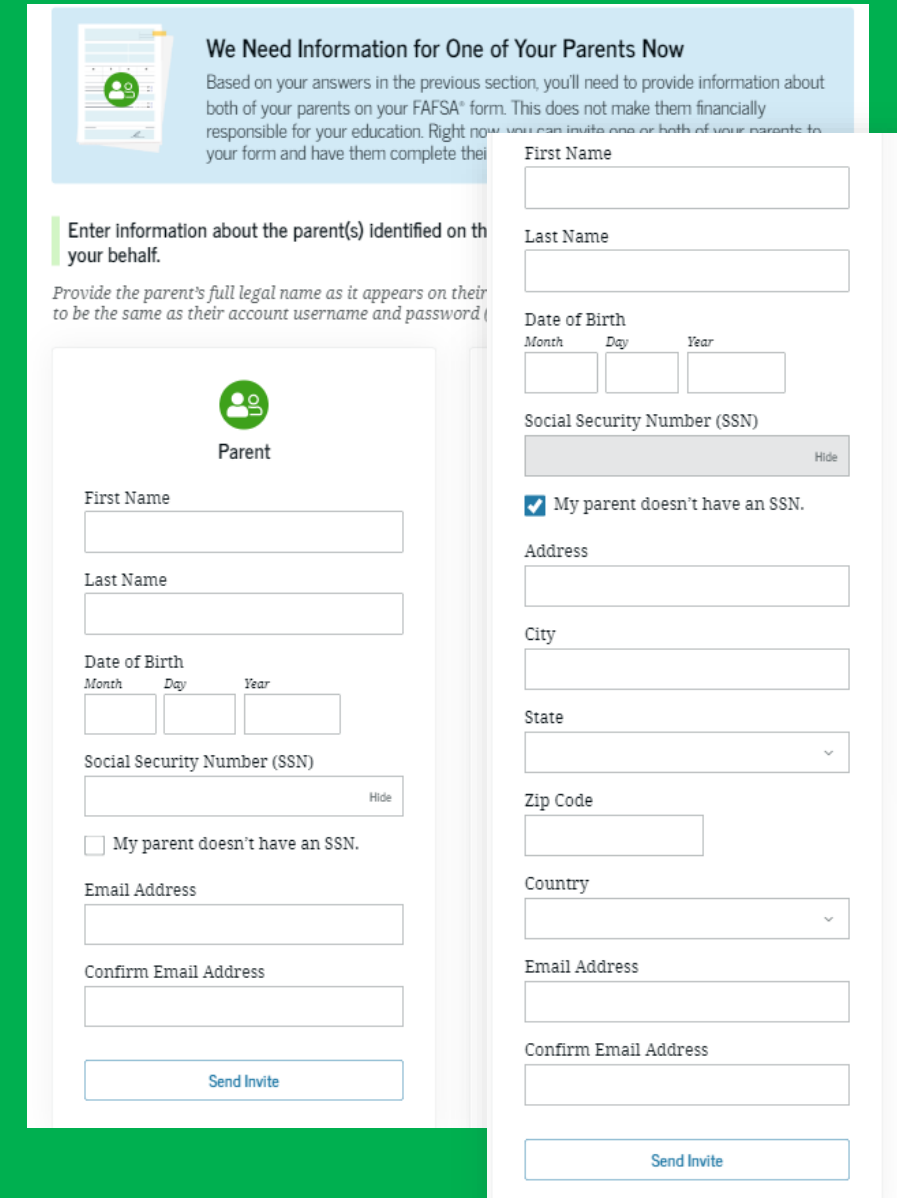
The student will need the following information to invite their parent to their FAFSA Form:

- first and last name,
- Social Security number (if they have one),
- date of birth, and
- email address.

Inviting Contributor Tips

1. Must provide:
 - First and Last Name
 - Date of Birth
 - Social Security Number (SSN)
 - Email Address
2. If a contributor does not have a SSN, the checkbox can be checked, where a mailing address is requested.

Note: The address must exactly match the address submitted in the creation of their StudentAid.gov account
Ex. 123 Main Street does not match with 123 Main St.



We Need Information for One of Your Parents Now

Based on your answers in the previous section, you'll need to provide information about both of your parents on your FAFSA form. This does not make them financially responsible for your education. Right now you can invite one or both of your parents to your form and have them complete their information.

Enter information about the parent(s) identified on the form on your behalf.

Provide the parent's full legal name as it appears on their tax return. This name must be the same as their account username and password.

Parent

First Name

Last Name

Date of Birth

Month Day Year

Social Security Number (SSN) Hide

My parent doesn't have an SSN.

Address

City

State ▼

Zip Code

Country ▼

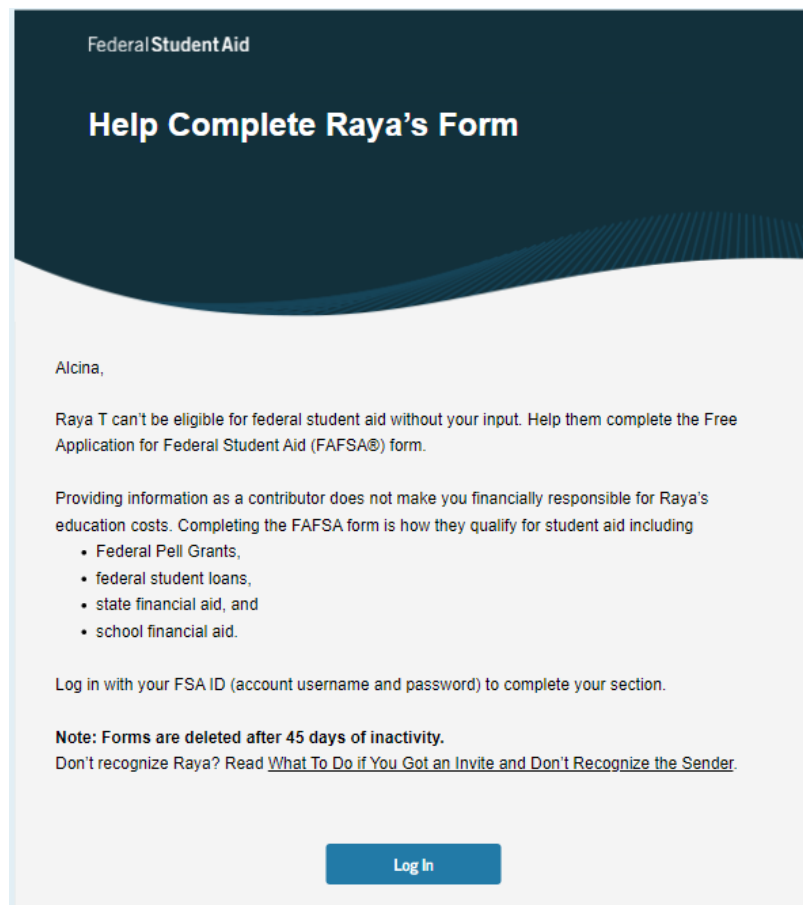
Email Address

Confirm Email Address

[Send Invite](#)

Student Invites Contributor

Contributor Invitation



How do I receive the invitation?

The email will be sent to your email address from Federal Student Aid.

What should I do when I receive the email?

The contributor should click on “Log In” to access the form and complete their sections. If a contributor does not have a StudentAid.gov account, the contributor can then create one. The contributor will have 45 days to access the student’s form from the invitation. If 45 days passes, the student will need to re-invite the contributor. The student does not need to restart the FAFSA form.

What if I didn't receive an email?

The contributor should check their spam or junk folder. If not, ensure the student has the correct email address and ask to submit another invitation.

StudentAid.gov Account Dashboard

FAFSA Form Progress

Track Progress:

1. View all active FAFSA forms
2. View status of FAFSA forms or if action is required

My Activity

FAFSA® Form 2024–25

 Action Required

Last Updated: 2/13/2024

Status Tracker

FAFSA® Form Started

You will complete most of the form yourself, including your personal and financial information. Your contributors will need to fill out their own section(s). Once all required sections are complete, everyone must sign and submit.

The Student Will Be Ineligible for Federal Student Aid

[Provide Consent](#)

If you proceed without providing consent and approval to using IRS information in this FAFSA® form, you will need to provide financial information manually and will not be eligible for federal student aid, including grants and loans.

Feb. 13, 2024 Request was sent to the Parent to enter the form as a contributor.

Feb. 13, 2024 The Parent accepted the request to enter the form as a contributor.

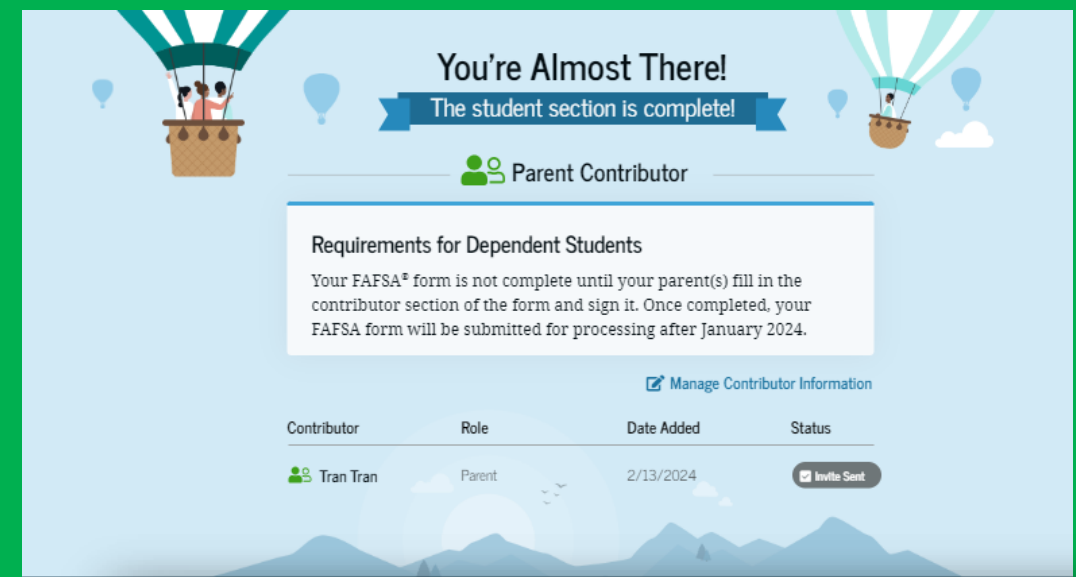
Feb. 13, 2024 Request was sent to the Parent Spouse or Partner to enter the form as a contributor.

2 FAFSA® Form Submitted

3 FAFSA® Form Processed

FAFSA Form Completed

1. Student will receive an overview of their application and alert about what still needs to be completed – including contributor status (if applicable). Student will also receive a confirmation email.
2. Only the student will receive notification of when their FAFSA form has been processed in the first half of March 2024.
3. Only the student will be able to see their FAFSA Submission Summary and receive school communication about their financial aid.





After Submitting the FAFSA® Submission Summary

Replacing the Student Aid Report (SAR)

FAFSA Submission Summary



What is the FAFSA Submission Summary?

The FAFSA Submission Summary has been specifically designed to highlight your eligibility for federal student aid.

What does it include?

The FAFSA Submission Summary will include the:

- answers that you submitted on your FAFSA form (except for any federal tax information that was transferred directly from the IRS),
- your Student Aid Index (SAI),
- and an estimation of the amount of federal student aid that you may be eligible for.

Your FAFSA Submission Summary is not an aid offer.

Preview of FAFSA Submission Summary

FAFSA[®] FORM 2024-25 FAFSA Submission Summary

Student **Raya Tran** Application Received Jan. 23, 2024 Application Processed Jan. 16th, 2024 Data Release Number 1234 Viewing: **Submission 1**

[Eligibility Overview](#) [FAFSA Form Answers](#) [School Information](#) **Next Steps**

Estimated Federal Student Aid

Federal Pell Grant

A [Federal Pell Grant](#) is awarded to undergraduate students who have financial need and who have not earned a degree or are in a teacher certification program. Federal Pell Grants don't need to be repaid.

Up to **\$4,556**

Federal Direct Loans

A [federal direct loan](#) is money lent by the government to you that you must repay with interest.

Up to **\$4,556**

Federal Work-Study

[Federal Work-Study](#) is a way for students to earn money to pay for school through part-time jobs on or off campus.

You May Be Eligible

Amounts shown here are only estimates of federal student aid based on full-time enrollment and the average cost of attendance. Your school will determine how much student aid to offer you, which may include additional aid from your school or state.

[Learn more about financial aid](#)

[Eligibility Overview](#) [FAFSA Form Answers](#) **School Information** **Next Steps**

Find an Affordable School

Many schools offer the opportunity to attend college affordably. Learn about the costs and benefits associated with the schools you listed on your form.

[Learn More on College Scorecard](#)

Showing results for family income between **\$0-\$30,000**

School Name	Graduation Rate	Retention Rate	Transfer Rate	Default Rate	Median Debt Upon Completion	Average Annual Cost
George Washington University	15%	89%	26%	64%	\$56,000	\$102,000
University of North Carolina, Chapel Hill	26%	76%	25%	34%	\$24,000	\$38,000
University of California, North Ridge	55%	65%	35%	15%	\$19,000	\$24,000

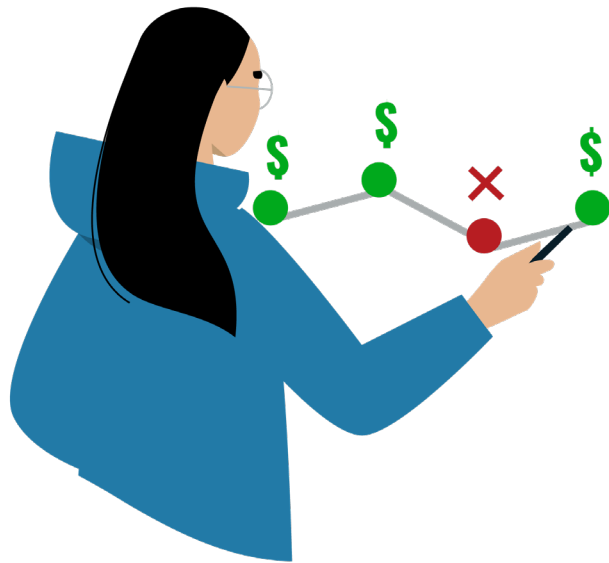
[View All](#)



Federal Aid Eligibility Formula

Replaces Expected Family Contribution (EFC)

Student Aid Index (SAI)



What is SAI?

The Student Aid Index (SAI) is an eligibility index number that your college's or career school's financial aid office uses to determine how much federal student aid you would receive if you attended the school. This number results from the information that you provide on your FAFSA® form.

What is the index range?

Your SAI can range anywhere from –1500 to 999999.

Note this is not a dollar amount.

A negative SAI indicates the student has a higher financial need.

What is the financial need formula?

Cost of Attendance (COA) – Student Aid Index (SAI) =
Financial Need



Federal Grant Eligibility



Federal Grant Eligibility

Federal Pell Grant eligibility has expanded to more students.



Federal Pell Grant

Starting in 2024-25 award year, an estimated over **610,000 new students** will be eligible for Federal Pell Grant.

Additional factors like family size and federal poverty guidelines, will also be used to determine whether you qualify for a Pell Grant.



Maximum Pell Grant

An additional **1.5 million students** will also be eligible to receive a maximum Pell Grant award.

The maximum Pell Grant award amount for the 2024–25 award year will be announced in 2024. For the 2023–24 award year, the maximum Pell Grant award is \$7,395.



Financial Aid Process

Start FAFSA Form

- Identify if you must have contributor(s) complete your FAFSA form
- If you need a contributor, get information for invitation
- Create StudentAid.gov account (if don't already have one)
- 2022 Tax Information

Complete FAFSA Form

- Accept consent and approval
- Complete all sections
- Review and Sign

After FAFSA Submitted

- Receive a FAFSA Submission Summary processed alert in first half of March 2024.
- Corrections can be made after FAFSA processed (if needed)
- Processed FAFSA form sent to schools
- Unusual or Special Circumstances documentation shared with schools (if applicable)

Financial Aid Packages

- School provides Financial Aid packages for review
- School selection
- Accepted federal financial aid disbursed to selected school



Better FAFSA® Better Future Webinar Series

Federal Student Aid (FSA) will be hosting a free federal financial aid webinar series February 20-22, 2024 geared toward students, parents, and college access professionals.

Register Today:

<https://forms.office.com/g/b5UL643gFx>



The graphic features a blue background with the 'BETTER FAFSA BETTER FUTURE' logo at the top left. Below the logo is an illustration of three diverse young women. On the right side, there is a list of webinar topics and dates. At the top right of the graphic is the 'Federal Student Aid' logo. A yellow banner at the top left of the graphic reads 'Upcoming Webinar Series'.

Upcoming Webinar Series

Schedule for the Better FAFSA® Better Future Webinar Series

TUESDAY, FEB. 20, 2024

- Understanding the New FAFSA Submission Summary
1–2 p.m. Eastern time (ET)
- Why Should I Complete the 2024–25 FAFSA® Form?
8–9 p.m. ET

WEDNESDAY, FEB. 21, 2024

- How To Complete the 2024–25 FAFSA® Form as a Dependent Student?
6–7 p.m. ET
- A Parent’s Guide to Federal Financial Aid
8–9 p.m. ET

THURSDAY, FEB. 22, 2024

- How To Compare Financial Aid Offers and Schools
4–5 p.m. ET
- How To Complete the 2024–25 FAFSA® Form as an Independent Student?
6–7 p.m. ET





Additional Resources

Additional Resources

Helpful Links

[7 Changes Coming to the 2024-25 FAFSA Experience](#)

[Filling Out the FAFSA Form](#)

[FAFSA Deadlines](#)

Follow on Social Media



[Instagram: instagram.com/federalstudentaid](https://www.instagram.com/federalstudentaid)



[X \(formerly Twitter\): twitter.com/FAFSA](https://twitter.com/FAFSA)



[Facebook: facebook.com/FederalStudentAid](https://www.facebook.com/FederalStudentAid)



[LinkedIn: linkedin.com/company/federalstudentaid](https://www.linkedin.com/company/federalstudentaid)



[YouTube: youtube.com/@FederalStudentAid](https://www.youtube.com/@FederalStudentAid)



[FSA Outreach YouTube: youtube.com/@FSAOutreach](https://www.youtube.com/@FSAOutreach)



Thank You
