



**Single Assessment Institution-Level Pass Rate Data: Traditional Teacher Preparation Program Within IHE**

	<b>HEOA - Title II 2016 - 2017 Academic Year</b>
	<b>Institution Name</b> MORGAN STATE UNIVERSITY
	<b>Institution Code</b> 5416
	<b>State</b> Maryland


February 5, 2018

Assessment Information <sup>1</sup>	Group	Number Taking Assessment	Number Passing Assessment	Institutional Pass Rate	Institutional Average Scaled Score	Assessment Cut Score <sup>2</sup>	Statewide			
							Number Taking Assessment	Number Passing Assessment	Statewide Pass Rate	Statewide Average Scaled Score
<b>ART CONTENT AND ANALYSIS (5135)</b>  Test Company: ETS Score Range: 100-200	All enrolled students who have completed all nonclinical courses, 2016-17									
	Other enrolled students, 2016-17						35	26	74%	170
	All program completers, 2016-17						81	78	96%	172
	All program completers, 2015-16						69	69	100%	177
	All program completers, 2014-15						81	81	100%	178
<b>BIOLOGY CONTENT KNOWLEDGE (0235)</b>  Test Company: ETS Score Range: 100-200	All enrolled students who have completed all nonclinical courses, 2016-17						2			
	Other enrolled students, 2016-17						17	15	88%	163
	All program completers, 2016-17	1				150	37	37	100%	171
	All program completers, 2015-16						45	45	100%	171
	All program completers, 2014-15						43	43	100%	171
<b>BUSINESS ED CONTENT KNOWLEDGE (5101)</b>  Test Company: ETS Score Range: 100-200	All enrolled students who have completed all nonclinical courses, 2016-17									
	Other enrolled students, 2016-17						3			
	All program completers, 2016-17						7			
	All program completers, 2015-16						4			
	All program completers, 2014-15						5			
<b>CHEMISTRY CONTENT KNOWLEDGE (0245)</b>  Test Company: ETS Score Range: 100-200	All enrolled students who have completed all nonclinical courses, 2016-17						1			
	Other enrolled students, 2016-17						5			
	All program completers, 2016-17						18	18	100%	172
	All program completers, 2015-16						18	18	100%	168
	All program completers, 2014-15						18	18	100%	173


Single Assessment Institution-Level Pass Rate Data: *Traditional Teacher Preparation Program Within IHE*

		<b>HEOA - Title II 2016 - 2017 Academic Year</b>								
Institution Name		MORGAN STATE UNIVERSITY								
Institution Code		5416								
State		Maryland								
							February 5, 2018			
Assessment Information <sup>1</sup>	Group	Number Taking Assessment	Number Passing Assessment	Institutional Pass Rate	Institutional Average Scaled Score	Assessment Cut Score <sup>2</sup>	Statewide			
							Number Taking Assessment	Number Passing Assessment	Statewide Pass Rate	Statewide Average Scaled Score
<b>CHINESE (MANDARIN) WORLD LANGUAGE (5665)</b>  Test Company: ETS Score Range: 100-200	All enrolled students who have completed all nonclinical courses, 2016-17									
	Other enrolled students, 2016-17						2			
	All program completers, 2016-17						7			
	All program completers, 2015-16						12	12	100%	196
	All program completers, 2014-15						16	16	100%	196
<b>COMPUTER SCIENCE (5651)</b>  Test Company: ETS Score Range: 100-200	All enrolled students who have completed all nonclinical courses, 2016-17						2			
	Other enrolled students, 2016-17						2			
	All program completers, 2016-17									
	All program completers, 2015-16									
	All program completers, 2014-15									
<b>CORE ACADEMIC SKILLS FOR ED: MATH (5732)</b>  Test Company: ETS Score Range: 100-200	All enrolled students who have completed all nonclinical courses, 2016-17	3				150	94	77	82%	158
	Other enrolled students, 2016-17	10	10	100%	168	150	1097	979	89%	163
	All program completers, 2016-17	19	19	100%	159	150	793	784	99%	166
	All program completers, 2015-16	7				150	210	201	96%	165
	All program completers, 2014-15						32	32	100%	168
<b>CORE ACADEMIC SKILLS FOR ED: READING (5712)</b>  Test Company: ETS Score Range: 100-200	All enrolled students who have completed all nonclinical courses, 2016-17	3				156	94	87	93%	173
	Other enrolled students, 2016-17	10	10	100%	181	156	1104	1079	98%	178
	All program completers, 2016-17	19	19	100%	180	156	790	788	100%	180
	All program completers, 2015-16	6				156	221	219	99%	181
	All program completers, 2014-15	1				156	33	31	94%	180

**Single Assessment Institution-Level Pass Rate Data: Traditional Teacher Preparation Program Within IHE**

		<b>HEOA - Title II 2016 - 2017 Academic Year</b>									
Institution Name		MORGAN STATE UNIVERSITY									
Institution Code		5416									
State		Maryland									
							February 5, 2018				
Assessment Information <sup>1</sup>	Group	Number Taking Assessment	Number Passing Assessment	Institutional Pass Rate	Institutional Average Scaled Score	Assessment Cut Score <sup>2</sup>	Statewide				
							Number Taking Assessment	Number Passing Assessment	Statewide Pass Rate	Statewide Average Scaled Score	
<b>CORE ACADEMIC SKILLS FOR ED: WRITING (5722)</b>  Test Company: ETS Score Range: 100-200	All enrolled students who have completed all nonclinical courses, 2016-17	3				162	93	80	86%	166	
	Other enrolled students, 2016-17	10	10	100%	167	162	1088	1016	93%	169	
	All program completers, 2016-17	19	19	100%	167	162	771	765	99%	171	
	All program completers, 2015-16	6				162	200	196	98%	172	
	All program completers, 2014-15						33	32	97%	176	
<b>EARLY CHILDHOOD CONTENT KNOWLEDGE (5022)</b>  Test Company: ETS Score Range: 100-200	All enrolled students who have completed all nonclinical courses, 2016-17						4				
	Other enrolled students, 2016-17						9				
	All program completers, 2016-17						4				
	All program completers, 2015-16						121	121	100%	178	
	All program completers, 2014-15						330	330	100%	180	
<b>EARLY CHILDHOOD EDUCATION (5025)</b>  Test Company: ETS Score Range: 100-200	All enrolled students who have completed all nonclinical courses, 2016-17						8				
	Other enrolled students, 2016-17						67	67	100%	174	
	All program completers, 2016-17						319	319	100%	177	
	All program completers, 2015-16						149	149	100%	178	
	All program completers, 2014-15						3				
<b>EARTH AND SPACE SCIENCES - CK (5571)</b>  Test Company: ETS Score Range: 100-200	All enrolled students who have completed all nonclinical courses, 2016-17										
	Other enrolled students, 2016-17						4				
	All program completers, 2016-17						8				
	All program completers, 2015-16						13	12	92%	168	
	All program completers, 2014-15						9				

**Single Assessment Institution-Level Pass Rate Data: Traditional Teacher Preparation Program Within IHE**


	<b>HEOA - Title II 2016 - 2017 Academic Year</b>
	<b>Institution Name</b>
	<b>Institution Code</b>
	<b>State</b>

**MORGAN STATE UNIVERSITY**  
**5416**  
**Maryland**

February 5, 2018

Assessment Information <sup>1</sup>	Group	Number Taking Assessment	Number Passing Assessment	Institutional Pass Rate	Institutional Average Scaled Score	Assessment Cut Score <sup>2</sup>	Statewide			
							Number Taking Assessment	Number Passing Assessment	Statewide Pass Rate	Statewide Average Scaled Score
<b>ELEM ED INSTR PRACTICE AND APPL (DISC) (5015)</b>  Test Company: ETS Score Range: 100-200	All enrolled students who have completed all nonclinical courses, 2016-17									
	Other enrolled students, 2016-17									
	All program completers, 2016-17									
	All program completers, 2015-16									
	All program completers, 2014-15	3					161	212	211	100%
<b>ELEM ED: INSTRUCTIONAL PRACTICE AND APPLICATIONS (5019)</b>  Test Company: ETS Score Range: 100-200	All enrolled students who have completed all nonclinical courses, 2016-17	2				155	19	17	89%	168
	Other enrolled students, 2016-17						105	100	95%	172
	All program completers, 2016-17	18	18	100%	164	155	742	739	100%	174
	All program completers, 2015-16	8				155	795	793	100%	175
	All program completers, 2014-15	6				155	579	577	100%	174
<b>ENGLISH LANGUAGE ARTS: CONTENT AND ANALYSIS (5039)</b>  Test Company: ETS Score Range: 100-200	All enrolled students who have completed all nonclinical courses, 2016-17						14	12	86%	176
	Other enrolled students, 2016-17						34	28	82%	177
	All program completers, 2016-17						105	105	100%	179
	All program completers, 2015-16						143	142	99%	179
	All program completers, 2014-15						127	127	100%	180
<b>ENGLISH TO SPEAKERS OF OTHER LANGUAGES (DISC) (5361)</b>  Test Company: ETS Score Range: 100-200	All enrolled students who have completed all nonclinical courses, 2016-17									
	Other enrolled students, 2016-17						17	16	94%	166
	All program completers, 2016-17						30	30	100%	175
	All program completers, 2015-16						34	34	100%	171
	All program completers, 2014-15						32	32	100%	176

**Single Assessment Institution-Level Pass Rate Data: Traditional Teacher Preparation Program Within IHE**


	<b>HEOA - Title II 2016 - 2017 Academic Year</b>
	<b>Institution Name</b>
	<b>Institution Code</b>
	<b>State</b>

**MORGAN STATE UNIVERSITY**  
**5416**  
**Maryland**

February 5, 2018

Assessment Information <sup>1</sup>	Group	Number Taking Assessment	Number Passing Assessment	Institutional Pass Rate	Institutional Average Scaled Score	Assessment Cut Score <sup>2</sup>	Statewide				
							Number Taking Assessment	Number Passing Assessment	Statewide Pass Rate	Statewide Average Scaled Score	
<b>FAMILY AND CONSUMER SCIENCES (5122)</b>  Test Company: ETS Score Range: 100-200	All enrolled students who have completed all nonclinical courses, 2016-17										
	Other enrolled students, 2016-17										
	All program completers, 2016-17										
	All program completers, 2015-16						1				
	All program completers, 2014-15										
<b>FRENCH WORLD LANGUAGE (5174)</b>  Test Company: ETS Score Range: 100-200	All enrolled students who have completed all nonclinical courses, 2016-17										
	Other enrolled students, 2016-17						6				
	All program completers, 2016-17						3				
	All program completers, 2015-16						6				
	All program completers, 2014-15						1				
<b>GERMAN WORLD LANGUAGE (5183)</b>  Test Company: ETS Score Range: 100-200	All enrolled students who have completed all nonclinical courses, 2016-17										
	Other enrolled students, 2016-17						1				
	All program completers, 2016-17						1				
	All program completers, 2015-16						1				
	All program completers, 2014-15										
<b>HEALTH EDUCATION (5551)</b>  Test Company: ETS Score Range: 100-200	All enrolled students who have completed all nonclinical courses, 2016-17						6				
	Other enrolled students, 2016-17						5				
	All program completers, 2016-17						13	13	100%	169	
	All program completers, 2015-16						9				
	All program completers, 2014-15						20	20	100%	170	

**Single Assessment Institution-Level Pass Rate Data: Traditional Teacher Preparation Program Within IHE**


	<b>HEOA - Title II 2016 - 2017 Academic Year</b>
	<b>Institution Name</b>
	<b>Institution Code</b>
	<b>State</b>

**MORGAN STATE UNIVERSITY**  
**5416**  
**Maryland**

February 5, 2018

Assessment Information <sup>1</sup>	Group	Number Taking Assessment	Number Passing Assessment	Institutional Pass Rate	Institutional Average Scaled Score	Assessment Cut Score <sup>2</sup>	Statewide				
							Number Taking Assessment	Number Passing Assessment	Statewide Pass Rate	Statewide Average Scaled Score	
<b>LATIN (5601)</b>  Test Company: ETS Score Range: 100-200	All enrolled students who have completed all nonclinical courses, 2016-17										
	Other enrolled students, 2016-17						1				
	All program completers, 2016-17										
	All program completers, 2015-16										
	All program completers, 2014-15										
<b>MATHEMATICS CONTENT KNOWLEDGE (5161)</b>  Test Company: ETS Score Range: 100-200	All enrolled students who have completed all nonclinical courses, 2016-17						5				
	Other enrolled students, 2016-17						27	15	56%	161	
	All program completers, 2016-17						74	71	96%	171	
	All program completers, 2015-16						60	59	98%	173	
	All program completers, 2014-15						61	60	98%	173	
<b>MIDDLE SCHOOL ENG LANG ARTS (5047)</b>  Test Company: ETS Score Range: 100-200	All enrolled students who have completed all nonclinical courses, 2016-17						1				
	Other enrolled students, 2016-17						3				
	All program completers, 2016-17						13	11	85%	168	
	All program completers, 2015-16						7				
	All program completers, 2014-15						9				
<b>MIDDLE SCHOOL MATHEMATICS (5169)</b>  Test Company: ETS Score Range: 100-200	All enrolled students who have completed all nonclinical courses, 2016-17										
	Other enrolled students, 2016-17						14	14	100%	179	
	All program completers, 2016-17						30	30	100%	182	
	All program completers, 2015-16						38	38	100%	179	
	All program completers, 2014-15						30	30	100%	179	

**Single Assessment Institution-Level Pass Rate Data: Traditional Teacher Preparation Program Within IHE**


	<b>HEOA - Title II 2016 - 2017 Academic Year</b>
	<b>Institution Name</b>
	<b>Institution Code</b>
	<b>State</b>

**MORGAN STATE UNIVERSITY**  
**5416**  
**Maryland**

February 5, 2018

Assessment Information <sup>1</sup>	Group	Number Taking Assessment	Number Passing Assessment	Institutional Pass Rate	Institutional Average Scaled Score	Assessment Cut Score <sup>2</sup>	Statewide			
							Number Taking Assessment	Number Passing Assessment	Statewide Pass Rate	Statewide Average Scaled Score
<b>MIDDLE SCHOOL SCIENCE (DISCONTINUED) (0439)</b>  Test Company: ETS Score Range: 100-200	All enrolled students who have completed all nonclinical courses, 2016-17									
	Other enrolled students, 2016-17									
	All program completers, 2016-17									
	All program completers, 2015-16									
	All program completers, 2014-15						11	11	100%	171
<b>MIDDLE SCHOOL SCIENCE (5440)</b>  Test Company: ETS Score Range: 100-200	All enrolled students who have completed all nonclinical courses, 2016-17						1			
	Other enrolled students, 2016-17						12	9	75%	163
	All program completers, 2016-17						34	33	97%	166
	All program completers, 2015-16						34	32	94%	162
	All program completers, 2014-15						15	14	93%	161
<b>MIDDLE SCHOOL SOCIAL STUDIES (5089)</b>  Test Company: ETS Score Range: 100-200	All enrolled students who have completed all nonclinical courses, 2016-17									
	Other enrolled students, 2016-17						3			
	All program completers, 2016-17						12	11	92%	164
	All program completers, 2015-16						12	11	92%	166
	All program completers, 2014-15						12	11	92%	170
<b>MUSIC CONTENT &amp; INSTRUCTION (5114)</b>  Test Company: ETS Score Range: 100-200	All enrolled students who have completed all nonclinical courses, 2016-17									
	Other enrolled students, 2016-17						14	10	71%	166
	All program completers, 2016-17						47	43	91%	171
	All program completers, 2015-16						41	41	100%	171
	All program completers, 2014-15						58	53	91%	170

**Single Assessment Institution-Level Pass Rate Data: Traditional Teacher Preparation Program Within IHE**


	<b>HEOA - Title II 2016 - 2017 Academic Year</b>	
	<b>Institution Name</b>	MORGAN STATE UNIVERSITY
	<b>Institution Code</b>	5416
	<b>State</b>	Maryland

February 5, 2018

Assessment Information <sup>1</sup>	Group	Number Taking Assessment	Number Passing Assessment	Institutional Pass Rate	Institutional Average Scaled Score	Assessment Cut Score <sup>2</sup>	Statewide			
							Number Taking Assessment	Number Passing Assessment	Statewide Pass Rate	Statewide Average Scaled Score
<b>PHYSICAL ED CONTENT AND DESIGN (5095)</b>  Test Company: ETS Score Range: 100-200	All enrolled students who have completed all nonclinical courses, 2016-17						7			
	Other enrolled students, 2016-17						14	12	86%	177
	All program completers, 2016-17						69	69	100%	176
	All program completers, 2015-16	1				169	77	77	100%	178
	All program completers, 2014-15						87	86	99%	177
<b>PHYSICS CONTENT KNOWLEDGE (5265)</b>  Test Company: ETS Score Range: 100-200	All enrolled students who have completed all nonclinical courses, 2016-17									
	Other enrolled students, 2016-17									
	All program completers, 2016-17						4			
	All program completers, 2015-16						2			
	All program completers, 2014-15						7			
<b>PRAXIS I MATHEMATICS (DISCONTINUED) (0730)</b>  Test Company: ETS Score Range: 150-190	All enrolled students who have completed all nonclinical courses, 2016-17						19	18	95%	178
	Other enrolled students, 2016-17						222	204	92%	180
	All program completers, 2016-17						377	374	99%	180
	All program completers, 2015-16	7				177	1074	1063	99%	181
	All program completers, 2014-15	11	9	82%	178	177	1370	1362	99%	181
<b>PRAXIS I READING (DISCONTINUED) (0710)</b>  Test Company: ETS Score Range: 150-190	All enrolled students who have completed all nonclinical courses, 2016-17						17	16	94%	179
	Other enrolled students, 2016-17						223	202	91%	179
	All program completers, 2016-17						369	363	98%	180
	All program completers, 2015-16	8				177	1061	1050	99%	180
	All program completers, 2014-15	10	9	90%	178	177	1369	1359	99%	180




**Single Assessment Institution-Level Pass Rate Data: Traditional Teacher Preparation Program Within IHE**

	<b>HEOA - Title II 2016 - 2017 Academic Year</b>	
	<b>Institution Name</b>	MORGAN STATE UNIVERSITY
	<b>Institution Code</b>	5416
	<b>State</b>	Maryland

February 5, 2018

Assessment Information <sup>1</sup>	Group	Number Taking Assessment	Number Passing Assessment	Institutional Pass Rate	Institutional Average Scaled Score	Assessment Cut Score <sup>2</sup>	Statewide			
							Number Taking Assessment	Number Passing Assessment	Statewide Pass Rate	Statewide Average Scaled Score
<b>PRAXIS I WRITING (DISCONTINUED) (0720)</b>  Test Company: ETS Score Range: 150-190	All enrolled students who have completed all nonclinical courses, 2016-17						19	18	95%	176
	Other enrolled students, 2016-17						226	212	94%	176
	All program completers, 2016-17						388	386	99%	177
	All program completers, 2015-16	7				173	1080	1074	99%	177
	All program completers, 2014-15	11	10	91%	175	173	1365	1361	100%	177
<b>PRINC LEARNING AND TEACHING 7-12 (5624)</b>  Test Company: ETS Score Range: 100-200	All enrolled students who have completed all nonclinical courses, 2016-17						19	19	100%	175
	Other enrolled students, 2016-17						78	74	95%	178
	All program completers, 2016-17	1				157	379	379	100%	181
	All program completers, 2015-16	1				157	417	417	100%	180
	All program completers, 2014-15						430	430	100%	180
<b>PRINC LEARNING AND TEACHING EARLY CHILD (5621)</b>  Test Company: ETS Score Range: 100-200	All enrolled students who have completed all nonclinical courses, 2016-17						2			
	Other enrolled students, 2016-17						42	40	95%	170
	All program completers, 2016-17						279	278	100%	173
	All program completers, 2015-16						252	251	100%	171
	All program completers, 2014-15						278	275	99%	172
<b>PRINC LEARNING AND TEACHING K-6 (5622)</b>  Test Company: ETS Score Range: 100-200	All enrolled students who have completed all nonclinical courses, 2016-17						17	17	100%	176
	Other enrolled students, 2016-17						114	111	97%	178
	All program completers, 2016-17	18	18	100%	171	160	738	738	100%	180
	All program completers, 2015-16	13	13	100%	170	160	808	807	100%	180
	All program completers, 2014-15	9				160	804	803	100%	179

**Single Assessment Institution-Level Pass Rate Data: Traditional Teacher Preparation Program Within IHE**


	<b>HEOA - Title II 2016 - 2017 Academic Year</b>
	<b>Institution Name</b>
	<b>Institution Code</b>
	<b>State</b>

**MORGAN STATE UNIVERSITY**  
**5416**  
**Maryland**


February 5, 2018

Assessment Information <sup>1</sup>	Group	Number Taking Assessment	Number Passing Assessment	Institutional Pass Rate	Institutional Average Scaled Score	Assessment Cut Score <sup>2</sup>	Statewide			
							Number Taking Assessment	Number Passing Assessment	Statewide Pass Rate	Statewide Average Scaled Score
<b>SE CORE KNOWLEDGE &amp; APPLICATIONS (5354)</b>  Test Company: ETS Score Range: 100-200	All enrolled students who have completed all nonclinical courses, 2016-17						6			
	Other enrolled students, 2016-17						86	84	98%	176
	All program completers, 2016-17						338	338	100%	176
	All program completers, 2015-16						319	319	100%	177
	All program completers, 2014-15						311	311	100%	178
<b>SOCIAL STUDIES CONTENT &amp; INTERPRETATION (5086)</b>  Test Company: ETS Score Range: 100-200	All enrolled students who have completed all nonclinical courses, 2016-17						6			
	Other enrolled students, 2016-17						31	27	87%	165
	All program completers, 2016-17						100	94	94%	169
	All program completers, 2015-16						102	99	97%	166
	All program completers, 2014-15						122	120	98%	169
<b>SPANISH WORLD LANGUAGE (5195)</b>  Test Company: ETS Score Range: 100-200	All enrolled students who have completed all nonclinical courses, 2016-17						1			
	Other enrolled students, 2016-17						7			
	All program completers, 2016-17						9			
	All program completers, 2015-16						16	14	88%	180
	All program completers, 2014-15						15	14	93%	179
<b>TECHNOLOGY EDUCATION (5051)</b>  Test Company: ETS Score Range: 100-200	All enrolled students who have completed all nonclinical courses, 2016-17									
	Other enrolled students, 2016-17									
	All program completers, 2016-17						1			
	All program completers, 2015-16									
	All program completers, 2014-15						4			


**Single Assessment Institution-Level Pass Rate Data: Traditional Teacher Preparation Program Within IHE**

		<b>HEOA - Title II 2016 - 2017 Academic Year</b>								
<b>Institution Name</b>		MORGAN STATE UNIVERSITY								
<b>Institution Code</b>		5416								
<b>State</b>		Maryland								
							February 5, 2018			
Assessment Information <sup>1</sup>	Group	Number Taking Assessment	Number Passing Assessment	Institutional Pass Rate	Institutional Average Scaled Score	Assessment Cut Score <sup>2</sup>	Statewide			
							Number Taking Assessment	Number Passing Assessment	Statewide Pass Rate	Statewide Average Scaled Score
<b>THEATRE (5641)</b>  Test Company: ETS Score Range: 100-200	All enrolled students who have completed all nonclinical courses, 2016-17									
	Other enrolled students, 2016-17									
	All program completers, 2016-17						5			
	All program completers, 2015-16									
	All program completers, 2014-15							1		
<b>WORLD AND U.S. HISTORY CK (5941)</b>  Test Company: ETS Score Range: 100-200	All enrolled students who have completed all nonclinical courses, 2016-17						4			
	Other enrolled students, 2016-17						8			
	All program completers, 2016-17						30	29	97%	169
	All program completers, 2015-16						34	34	100%	170
	All program completers, 2014-15						31	30	97%	170
<b>WORLD LANGUAGE PEDAGOGY (5841)</b>  Test Company: ETS Score Range: 100-200	All enrolled students who have completed all nonclinical courses, 2016-17									
	Other enrolled students, 2016-17						1			
	All program completers, 2016-17									
	All program completers, 2015-16									
	All program completers, 2014-15									
<b>OPI FRENCH (ACT1006)</b>  Test Company: ACTFL* Score Range: 1-10	All enrolled students who have completed all nonclinical courses, 2016-17									
	Other enrolled students, 2016-17						1			
	All program completers, 2016-17									
	All program completers, 2015-16									
	All program completers, 2014-15									


Single Assessment Institution-Level Pass Rate Data: *Traditional Teacher Preparation Program Within IHE*

		<b>HEOA - Title II 2016 - 2017 Academic Year</b>								
Institution Name		MORGAN STATE UNIVERSITY								
Institution Code		5416								
State		Maryland								
							February 5, 2018			
Assessment Information <sup>1</sup>	Group	Number Taking Assessment	Number Passing Assessment	Institutional Pass Rate	Institutional Average Scaled Score	Assessment Cut Score <sup>2</sup>	Statewide			
							Number Taking Assessment	Number Passing Assessment	Statewide Pass Rate	Statewide Average Scaled Score
<b>OPI GERMAN (ACT1007)</b>  Test Company: ACTFL* Score Range: 1-10	All enrolled students who have completed all nonclinical courses, 2016-17									
	Other enrolled students, 2016-17						2			
	All program completers, 2016-17						1			
	All program completers, 2015-16									
	All program completers, 2014-15									
<b>OPI ITALIAN (ACT1010)</b>  Test Company: ACTFL* Score Range: 1-10	All enrolled students who have completed all nonclinical courses, 2016-17									
	Other enrolled students, 2016-17									
	All program completers, 2016-17						2			
	All program completers, 2015-16									
	All program completers, 2014-15									
<b>OPI MANDARIN (ACT1013)</b>  Test Company: ACTFL* Score Range: 1-10	All enrolled students who have completed all nonclinical courses, 2016-17									
	Other enrolled students, 2016-17						1			
	All program completers, 2016-17						3			
	All program completers, 2015-16						1			
	All program completers, 2014-15									
<b>OPI SPANISH (ACT1018)</b>  Test Company: ACTFL* Score Range: 1-10	All enrolled students who have completed all nonclinical courses, 2016-17									
	Other enrolled students, 2016-17									
	All program completers, 2016-17									
	All program completers, 2015-16						5			
	All program completers, 2014-15						13	13	100%	7

**Single Assessment Institution-Level Pass Rate Data: Traditional Teacher Preparation Program Within IHE**

		<b>HEOA - Title II 2016 - 2017 Academic Year</b>								
<b>Institution Name</b>		MORGAN STATE UNIVERSITY								
<b>Institution Code</b>		5416								
<b>State</b>		Maryland								
							February 5, 2018			
Assessment Information <sup>1</sup>	Group	Number Taking Assessment	Number Passing Assessment	Institutional Pass Rate	Institutional Average Scaled Score	Assessment Cut Score <sup>2</sup>	Statewide			
							Number Taking Assessment	Number Passing Assessment	Statewide Pass Rate	Statewide Average Scaled Score
<b>OPIC FRENCH (ACT3003)</b>  Test Company: ACTFL* Score Range: 1-10	All enrolled students who have completed all nonclinical courses, 2016-17									
	Other enrolled students, 2016-17						1			
	All program completers, 2016-17						1			
	All program completers, 2015-16									
	All program completers, 2014-15							1		
<b>OPIC SPANISH (ACT3002)</b>  Test Company: ACTFL* Score Range: 1-10	All enrolled students who have completed all nonclinical courses, 2016-17									
	Other enrolled students, 2016-17						4			
	All program completers, 2016-17						1			
	All program completers, 2015-16						5			
	All program completers, 2014-15							3		
<b>WPT ARABIC (ACT2001)</b>  Test Company: ACTFL* Score Range: 1-10	All enrolled students who have completed all nonclinical courses, 2016-17									
	Other enrolled students, 2016-17						1			
	All program completers, 2016-17									
	All program completers, 2015-16									
	All program completers, 2014-15									
<b>WPT CHINESE-MANDARIN (ACT2002)</b>  Test Company: ACTFL* Score Range: 1-10	All enrolled students who have completed all nonclinical courses, 2016-17									
	Other enrolled students, 2016-17						2			
	All program completers, 2016-17						3			
	All program completers, 2015-16						1			
	All program completers, 2014-15									

**Single Assessment Institution-Level Pass Rate Data: Traditional Teacher Preparation Program Within IHE**

	<b>HEOA - Title II 2016 - 2017 Academic Year</b>	
	<b>Institution Name</b>	MORGAN STATE UNIVERSITY
	<b>Institution Code</b>	5416
	<b>State</b>	Maryland

February 5, 2018

Assessment Information <sup>1</sup>	Group	Number Taking Assessment	Number Passing Assessment	Institutional Pass Rate	Institutional Average Scaled Score	Assessment Cut Score <sup>2</sup>	Statewide				
							Number Taking Assessment	Number Passing Assessment	Statewide Pass Rate	Statewide Average Scaled Score	
<b>WPT FRENCH (ACT2005)</b>  Test Company: ACTFL* Score Range: 1-10	All enrolled students who have completed all nonclinical courses, 2016-17										
	Other enrolled students, 2016-17						2				
	All program completers, 2016-17										
	All program completers, 2015-16										
	All program completers, 2014-15							2			
<b>WPT GERMAN (ACT2006)</b>  Test Company: ACTFL* Score Range: 1-10	All enrolled students who have completed all nonclinical courses, 2016-17										
	Other enrolled students, 2016-17										
	All program completers, 2016-17						1				
	All program completers, 2015-16										
	All program completers, 2014-15										
<b>WPT ITALIAN (ACT2009)</b>  Test Company: ACTFL* Score Range: 1-10	All enrolled students who have completed all nonclinical courses, 2016-17										
	Other enrolled students, 2016-17										
	All program completers, 2016-17						2				
	All program completers, 2015-16										
	All program completers, 2014-15										
<b>WPT SPANISH (ACT2015)</b>  Test Company: ACTFL* Score Range: 1-10	All enrolled students who have completed all nonclinical courses, 2016-17										
	Other enrolled students, 2016-17						1				
	All program completers, 2016-17						1				
	All program completers, 2015-16						10	10	100%	6	
	All program completers, 2014-15						16	16	100%	7	

Note: In cases where there are less than ten students taking the assessment or license/certificate, the number passing and pass rate are not reported.

<sup>1</sup>Tests with multiple delivery options (computer, paper, etc.) will be noted with the assessment code for one format only.

<sup>2</sup>Cut scores may vary for groups depending upon when the cut scores are established by the state and when each group completed their teacher certification or licensure assessment.

\*Questions regarding tests listed by this testing company must be addressed to your state Title II Coordinator.