

# **Institutional Research**


Data and Services Available for  
Assessment

# Agenda

- Data Sources
- Data Types
- Databases available
- Survey Research results

# How many majors do we have?

- The department Administrative Assistant who keeps meticulous records in Excel has 110
- Your Department Chair who knows SQL queried Banner at 10AM and counted 125
- You checked APEX at 10AM and counted 122
- You called Institutional Research and we have 105



# Data Sources

- **Banner Driven**
  - Queries
  - APEX
  - Institutional Research files
- **Outside of Banner**
  - Records kept in Excel or Access only

# Data Types

- Banner – live data
- Banner – warehouse
- Banner - frozen

# Institutional Research Frozen Files

- Are the official files submitted to state and federal agencies.
- Our enrollment information is pulled from the Registrar's module of Banner as opposed to the Admissions module.
- Our faculty data is pulled from the Human Resources module
- Are unit record

# Enrollment data available

<input type="radio"/> <b>Major</b>	<input type="radio"/> <b>Birth year</b>
<input type="radio"/> <b>Degree sought</b>	<input type="radio"/> <b>Gender</b>
<input type="radio"/> <b>Attendance status</b>	<input type="radio"/> <b>Race/Ethnicity</b>
<input type="radio"/> <b>First-time status</b>	<input type="radio"/> <b>High school graduation date</b>
<input type="radio"/> <b>Credit hours</b>	<input type="radio"/> <b>SAT/ACT scores</b>
<input type="radio"/> <b>Tuition status</b>	<input type="radio"/> <b>High School GPA</b>
<input type="radio"/> <b>Geographic origin</b>	



# Degree Information available

**Gender**

**Race**

**Degree awarded**

**Major**

# High School Graduate System

<input type="radio"/> <b>Gender</b>	<input type="radio"/> <b>High school code</b>
<input type="radio"/> <b>Race</b>	<input type="radio"/> <b>Cumulative credits</b>
<input type="radio"/> <b>Degree sought</b>	<input type="radio"/> <b>Cumulative GPA</b>
<input type="radio"/> <b>Major</b>	<input type="radio"/> <b>Math remedial assessment</b>
<input type="radio"/> <b>Fall attendance</b>	<input type="radio"/> <b>Reading remedial assessment</b>
<input type="radio"/> <b>Spring attendance</b>	<input type="radio"/> <b>English remedial assessment</b>
<input type="radio"/> <b>Admission exemption flag</b>	<input type="radio"/> <b>First math grade</b>

# HGS data continued

<input type="radio"/> <b>First English grade</b>	<input type="radio"/> <b>ACT Math</b>
<input type="radio"/> <b>Math course identifier</b>	<input type="radio"/> <b>ACT English</b>
<input type="radio"/> <b>English course identifier</b>	<input type="radio"/> <b>ACT Reading</b>
<input type="radio"/> <b>SAT Math</b>	<input type="radio"/> <b>ACT Science</b>
<input type="radio"/> <b>SAT Verbal</b>	<input type="radio"/> <b>ACT Composite</b>

# Transfer Student files

<input type="radio"/> <b>Gender</b>	<input type="radio"/> <b>Cumulative credit hours earned at Morgan</b>
<input type="radio"/> <b>Race</b>	<input type="radio"/> <b>Cumulative GPA</b>
<input type="radio"/> <b>Birth year</b>	<input type="radio"/> <b>Bachelor's graduation year</b>
<input type="radio"/> <b>Degree</b>	<input type="radio"/> <b>Sending institution</b>
<input type="radio"/> <b>Major</b>	<input type="radio"/> <b>Year entered at Morgan</b>
<input type="radio"/> <b>Spring credit hours earned</b>	<input type="radio"/> <b>Semester entered at Morgan</b>

# Financial Aid data available

<input type="radio"/> <b>Gender</b>	<input type="radio"/> <b>Commuter status</b>
<input type="radio"/> <b>Race</b>	<input type="radio"/> <b>Expected Family Contribution (EFC)</b>
<input type="radio"/> <b>Financial Aid application status</b>	<input type="radio"/> <b>Cost of attendance</b>
<input type="radio"/> <b>Fall attendance status</b>	<input type="radio"/> <b>Adjusted gross income</b>
<input type="radio"/> <b>Spring attendance status</b>	<input type="radio"/> <b>Aid type</b>
<input type="radio"/> <b>Family size</b>	<input type="radio"/> <b>Aid amount</b>
<input type="radio"/> <b>Dependency status</b>	<input type="radio"/> <b>Parent education</b>
<input type="radio"/> <b>Parent emails</b>	

# Employee data available

<input type="radio"/> <b>Gender</b>	<input type="radio"/> <b>Principal occupation</b>
<input type="radio"/> <b>Race/Ethnicity</b>	<input type="radio"/> <b>Academic rank</b>
<input type="radio"/> <b>Birth year</b>	<input type="radio"/> <b>Academic tenure status</b>
<input type="radio"/> <b>Full or part-time status</b>	<input type="radio"/> <b>Program assignment (for faculty)</b>
<input type="radio"/> <b>Date of initial employment</b>	<input type="radio"/> <b>Contract type</b>
<input type="radio"/> <b>Date employed in current position</b>	<input type="radio"/> <b>Salary</b>

# Employment data continued

**Highest degree attained**

**Promotion status**

**Appointment status**

**Citizenship status**

**Much of our data can be found  
on our web page.**

[http://www.morgan.edu/Administration/Planning\\_and\\_Information  
Technology/Planning\\_Institutional\\_Research\\_and\\_Assessment/Ins  
titutional\\_Research.html](http://www.morgan.edu/Administration/Planning_and_Information_Technology/Planning_Institutional_Research_and_Assessment/Institutional_Research.html)



# Freshmen vs. Freshmen

## Two definitions in use on campus

Freshmen Definition 1	Freshmen Definition 2
<ul style="list-style-type: none"><li>○ Any student with 30 credit hours or less</li></ul>	<ul style="list-style-type: none"><li>○ First-time, full-time students who entered in the fall semester of an academic year</li></ul>

# Survey research is an important function of Institutional Research

<input type="radio"/> <b>Senior Exit Survey</b>	<input type="radio"/> <b>HERI Your First Year of College Survey</b>
<input type="radio"/> <b>Graduate Student Exit Survey</b>	<input type="radio"/> <b>HERI College Senior Survey</b>
<input type="radio"/> <b>Undergraduate Alumni Survey</b>	<input type="radio"/> <b>National Survey of Student Engagement</b>
<input type="radio"/> <b>Graduate Alumni Survey</b>	<input type="radio"/> <b>Faculty Survey of Student Engagement</b>
<input type="radio"/> <b>HERI Freshmen Survey</b>	<input type="radio"/> <b>Transfer Student Survey</b>

# Surveys continued

**Employer Survey**

**Employee Survey**

**Parent Survey**

**One web based survey tool we use is  
Student Voice**

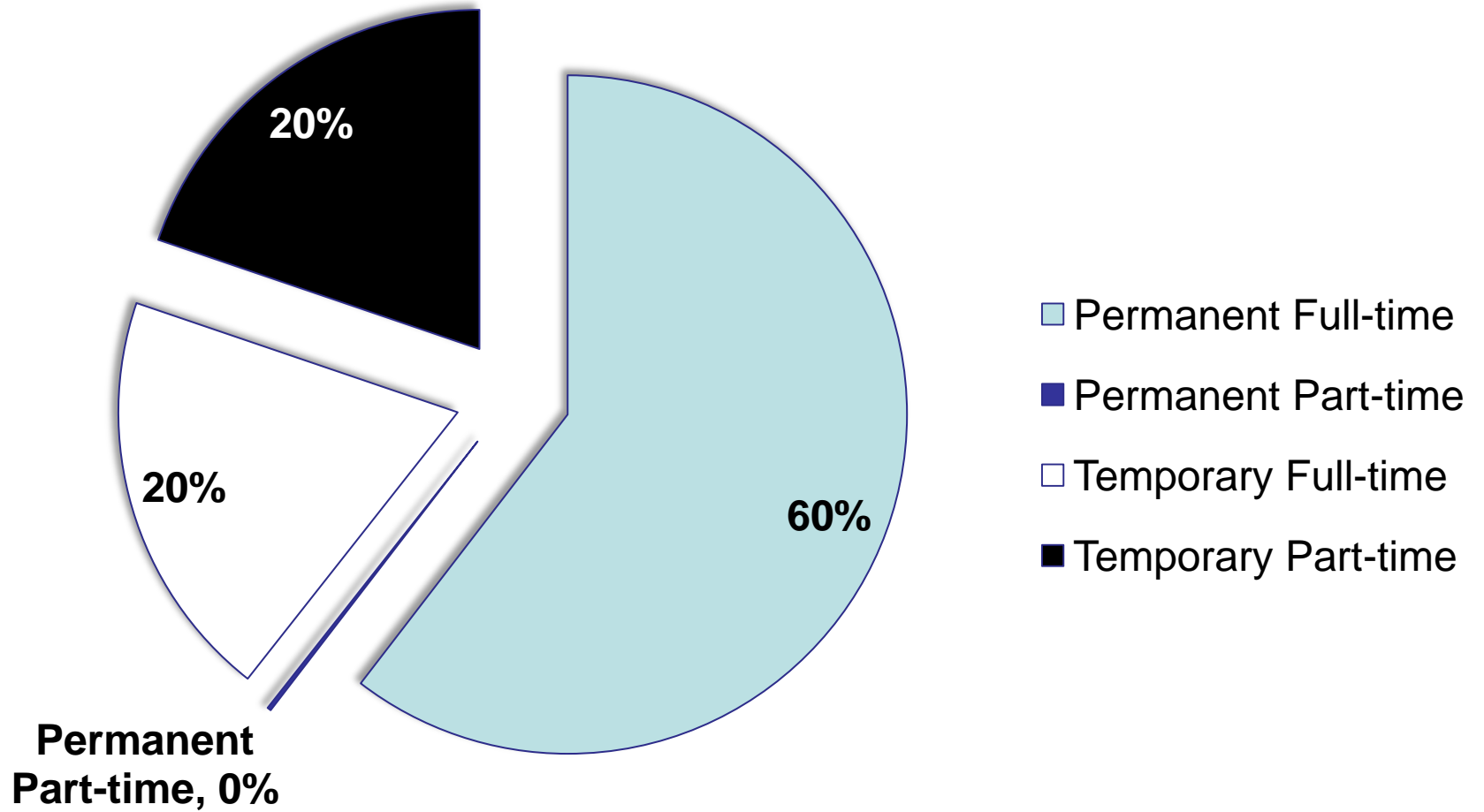
<https://studentvoice.com/app/Views/Home/Default.aspx>

**Some data to whet your appetite**

## Average Salary for Professors

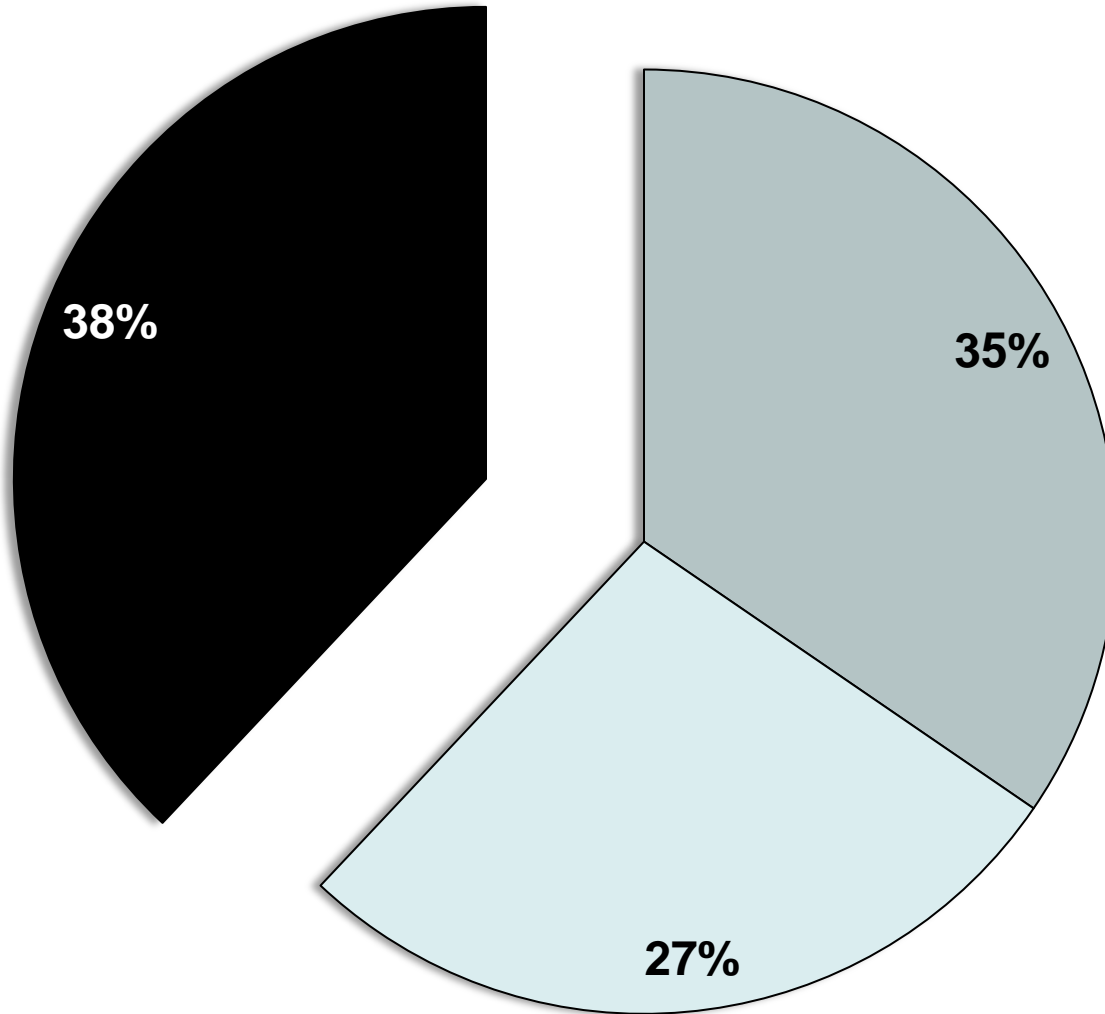
Institution	2005	2006	2007
Morgan	\$85037	\$90543	\$93301
Towson	\$80545	\$85448	\$88100
UMBC	\$99084	\$104260	\$110600
UMCP	\$115695	\$121060	\$127500
National	\$101620	\$106495	\$109569

# Fall 2009 Faculty Status



# Fall 2009 Full-time Faculty Tenure Status

■ Tenured   ■ On Track   ■ Not On Tenure Track



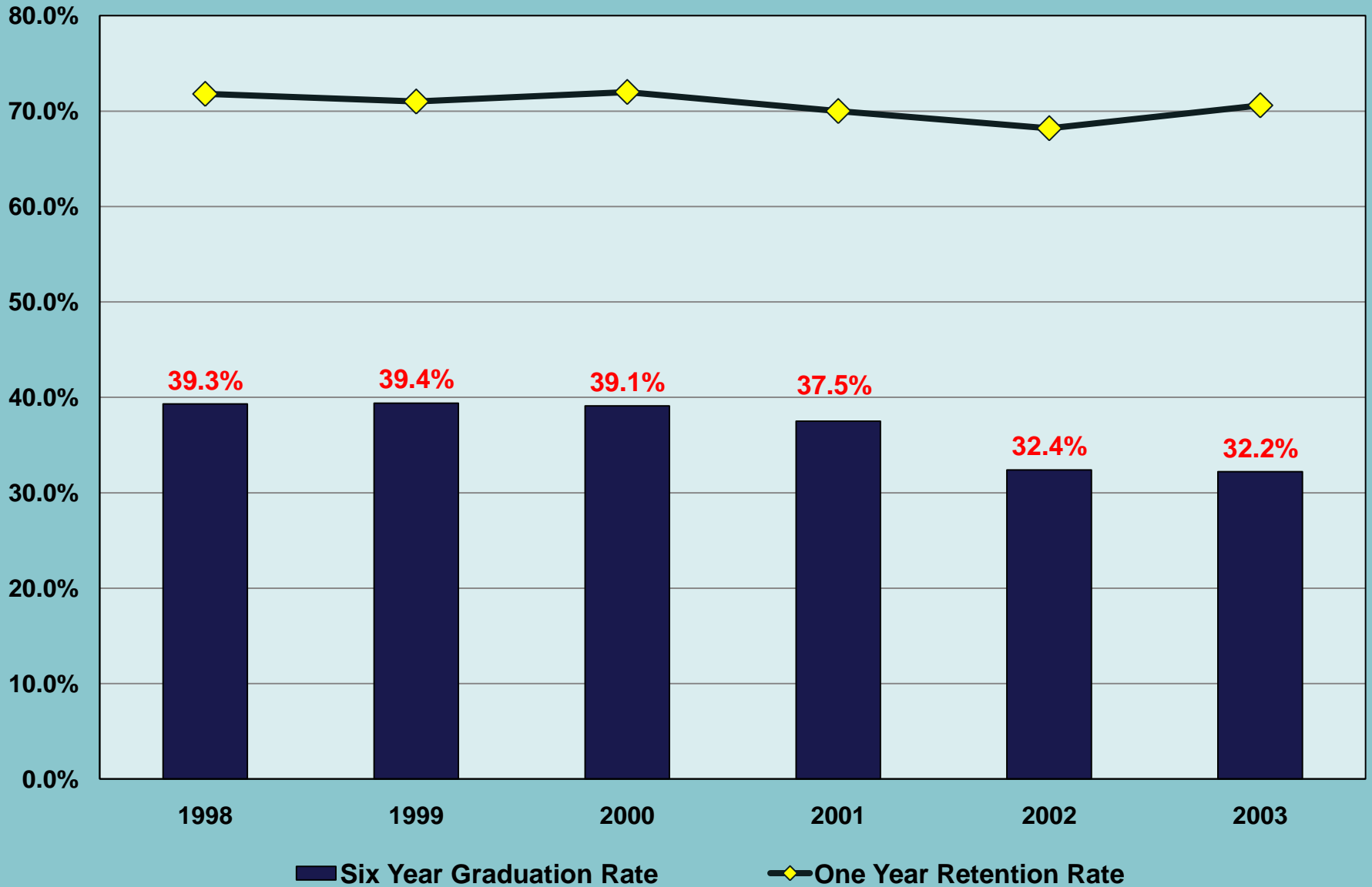


# Top 5 Majors

<b>Spring 2009 Degrees</b>	
<b>Telecommunications</b>	<b>92</b>
<b>Business Administration</b>	<b>75</b>
<b>Biology</b>	<b>65</b>
<b>Psychology</b>	<b>52</b>
<b>Electrical Engineering</b>	<b>43</b>

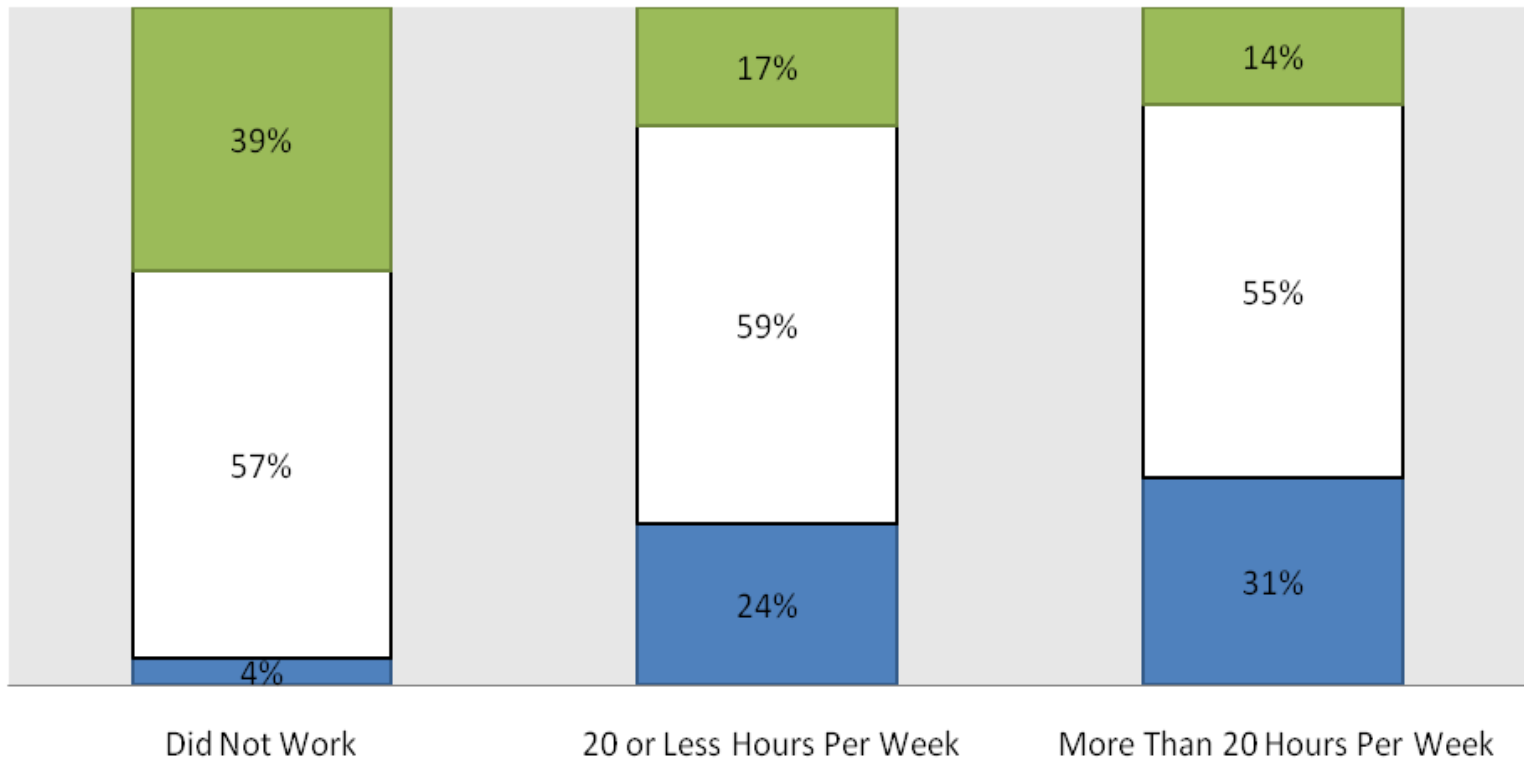
<b>Fall 2009 Enrollment</b>	
<b>Business Administration</b>	<b>453</b>
<b>Electrical Engineering</b>	<b>409</b>
<b>Psychology</b>	<b>401</b>
<b>Biology</b>	<b>351</b>
<b>Telecommunications</b>	<b>303</b>

# One Year Retention Rates and Six Year Graduation Rates by Fall Cohort

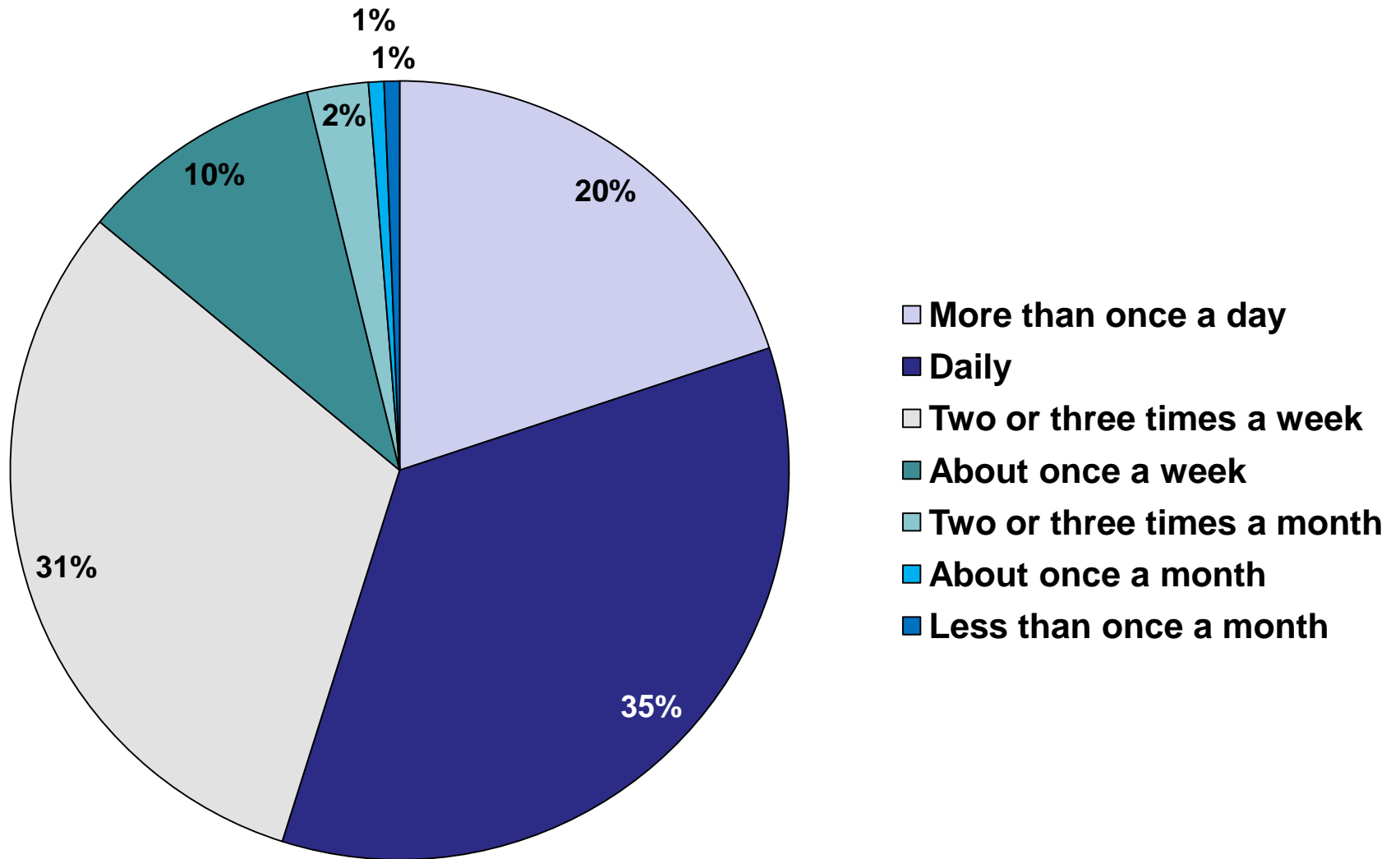


## Overall College GPA of Graduating Seniors by Hours Worked Off Campus Per Week

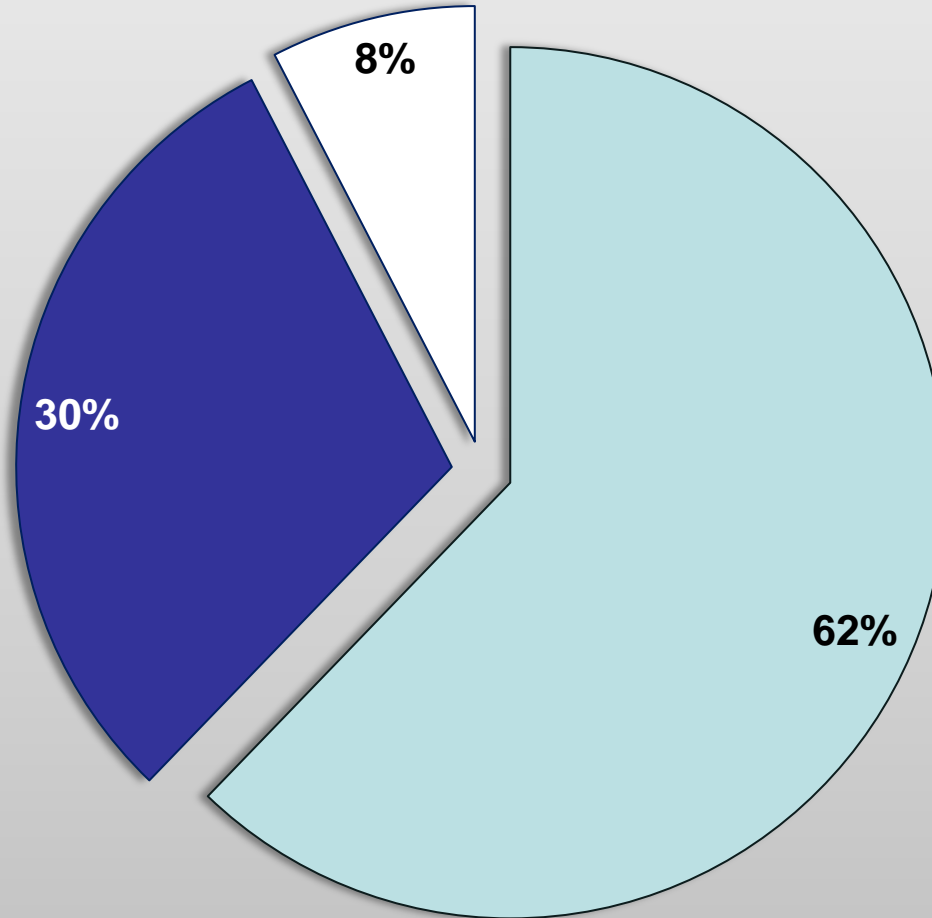
■ C Average   □ B Average   ■ A Average



# How do you communicate with your child while he/she is away at college?



# Are you a college graduate?



Yes

No

Prefer not to answer

# Programs Parents would like implemented

## For Parents

- Seminars with counselors
- Lunches with deans, faculty & staff
- Parent support group

## For Students

- Additional academic support services
- Additional educational & leadership opportunities
- More opportunities for faculty & student interaction outside of the classroom

# How well did Morgan prepare you?

For Graduate School	
Excellent	30%
Good	57%
Fair	14%
Poor	0%

For Your Job	
Excellent	23%
Good	45%
Fair	29%
Poor	3%

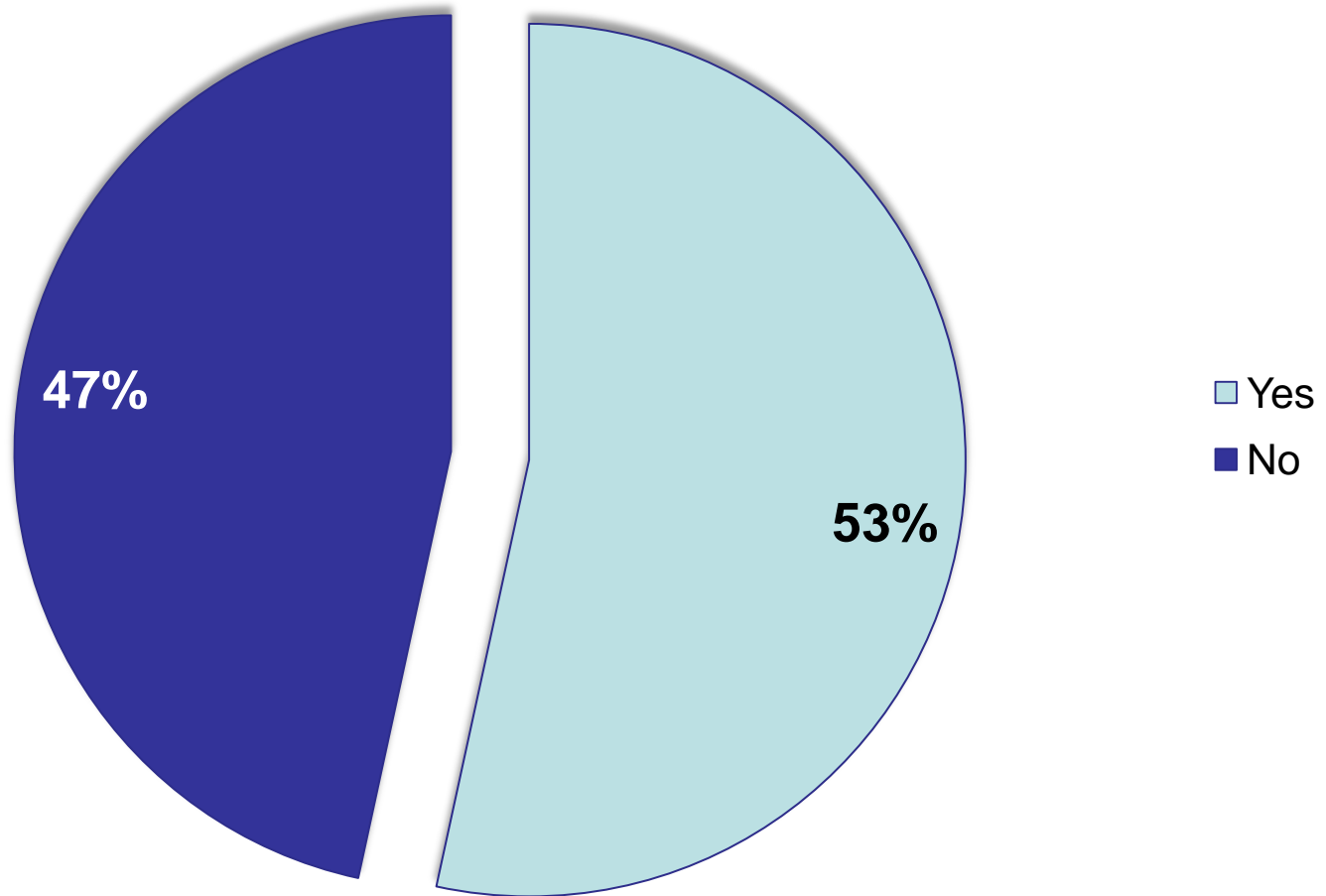
# How would you rate Morgan graduates' preparation for employment?

<b>Academic Preparation</b>	
<b>Excellent</b>	<b>9%</b>
<b>Good</b>	<b>74%</b>
<b>Fair</b>	<b>14%</b>
<b>Poor</b>	<b>3%</b>

<b>Social Preparation</b>	
<b>Excellent</b>	<b>9%</b>
<b>Good</b>	<b>77%</b>
<b>Fair</b>	<b>9%</b>
<b>Poor</b>	<b>6%</b>



# If you had the opportunity to do it all again, would you still attend Morgan State University?



**Please let us know how we can  
assist you.**

Cheryl Rollins (443) 885-4429

Tiffany Thompson (443) 885-4119





Thank you!