



Single Assessment Institution-Level Pass Rate Data: Traditional Teacher Preparation Program Within IHE

	HEOA - Title II 2012 - 2013 Academic Year
	Institution Name MORGAN STATE UNIVERSITY
	Institution Code 5416
	State Maryland

April 2, 2014

Assessment Information ¹	Group	Number Taking Assessment	Number Passing Assessment	Institutional Pass Rate	Institutional Average Scaled Score	Assessment Cut Score ²	Statewide			
							Number Taking Assessment	Number Passing Assessment	Statewide Pass Rate	Statewide Average Scaled Score
ART CONTENT AND ANALYSIS (0135) Test Company: ETS Score Range: 100-200	All enrolled students who have completed all nonclinical courses, 2012-13	1				161	3			
	Other enrolled students, 2012-13						47	44	94%	177
	All program completers, 2012-13						80	80	100%	176
	All program completers, 2011-12						80	76	95%	172
	All program completers, 2010-11									
ART CONTENT KNOWLEDGE (0133) Test Company: ETS Score Range: 100-200	All enrolled students who have completed all nonclinical courses, 2012-13									
	Other enrolled students, 2012-13						1			
	All program completers, 2012-13									
	All program completers, 2011-12						31	31	100%	177
	All program completers, 2010-11						111	110	99%	176
ART CONTENT TRAD CRITIC AESTHETICS (0132) Test Company: ETS Score Range: 100-200	All enrolled students who have completed all nonclinical courses, 2012-13									
	Other enrolled students, 2012-13									
	All program completers, 2012-13									
	All program completers, 2011-12						31	31	100%	150
	All program completers, 2010-11						110	107	97%	151
BIOLOGY CONTENT KNOWLEDGE (0235) Test Company: ETS Score Range: 100-200	All enrolled students who have completed all nonclinical courses, 2012-13	1				150	5			
	Other enrolled students, 2012-13						21	19	90%	168
	All program completers, 2012-13						55	54	98%	168
	All program completers, 2011-12						68	68	100%	171
	All program completers, 2010-11						50	49	98%	171


Single Assessment Institution-Level Pass Rate Data: *Traditional Teacher Preparation Program Within IHE*

	HEOA - Title II 2012 - 2013 Academic Year	
	Institution Name	MORGAN STATE UNIVERSITY
	Institution Code	5416
	State	Maryland


April 2, 2014

Assessment Information ¹	Group	Number Taking Assessment	Number Passing Assessment	Institutional Pass Rate	Institutional Average Scaled Score	Assessment Cut Score ²	Statewide			
							Number Taking Assessment	Number Passing Assessment	Statewide Pass Rate	Statewide Average Scaled Score
BUSINESS ED CONTENT KNOWLEDGE (0101) Test Company: ETS Score Range: 100-200	All enrolled students who have completed all nonclinical courses, 2012-13						1			
	Other enrolled students, 2012-13						3			
	All program completers, 2012-13						8			
	All program completers, 2011-12						8			
	All program completers, 2010-11						1			
BUSINESS ED (0100) Test Company: ETS Score Range: 250-990	All enrolled students who have completed all nonclinical courses, 2012-13									
	Other enrolled students, 2012-13									
	All program completers, 2012-13									
	All program completers, 2011-12						2			
	All program completers, 2010-11						10	10	100%	698
CHEM PHYSICS AND GENERAL SCIENCE (0070) Test Company: ETS Score Range: 250-990	All enrolled students who have completed all nonclinical courses, 2012-13									
	Other enrolled students, 2012-13									
	All program completers, 2012-13						2			
	All program completers, 2011-12									
	All program completers, 2010-11									
CHEMISTRY CONTENT KNOWLEDGE II (0245) Test Company: ETS Score Range: 100-200	All enrolled students who have completed all nonclinical courses, 2012-13									
	Other enrolled students, 2012-13						8			
	All program completers, 2012-13						14	14	100%	171
	All program completers, 2011-12						16	15	94%	164
	All program completers, 2010-11						12	12	100%	171


Single Assessment Institution-Level Pass Rate Data: Traditional Teacher Preparation Program Within IHE

		HEOA - Title II 2012 - 2013 Academic Year								
Institution Name		MORGAN STATE UNIVERSITY								
Institution Code		5416								
State		Maryland								
							April 2, 2014			
Assessment Information ¹	Group	Number Taking Assessment	Number Passing Assessment	Institutional Pass Rate	Institutional Average Scaled Score	Assessment Cut Score ²	Statewide			
							Number Taking Assessment	Number Passing Assessment	Statewide Pass Rate	Statewide Average Scaled Score
CHINESE (MANDARIN) WORLD LANGUAGE (CD) (5665) Test Company: ETS Score Range: 100-200	All enrolled students who have completed all nonclinical courses, 2012-13									
	Other enrolled students, 2012-13						1			
	All program completers, 2012-13									
	All program completers, 2011-12									
	All program completers, 2010-11									
EARLY CHILDHOOD CONTENT KNOWLEDGE (0022) Test Company: ETS Score Range: 100-200	All enrolled students who have completed all nonclinical courses, 2012-13						19	19	100%	179
	Other enrolled students, 2012-13						99	99	100%	180
	All program completers, 2012-13						307	307	100%	180
	All program completers, 2011-12						315	315	100%	179
	All program completers, 2010-11						311	311	100%	179
EARTH AND SPACE SCIENCES - CK (0571) Test Company: ETS Score Range: 100-200	All enrolled students who have completed all nonclinical courses, 2012-13						4			
	Other enrolled students, 2012-13						4			
	All program completers, 2012-13						9			
	All program completers, 2011-12						10	10	100%	171
	All program completers, 2010-11						15	15	100%	171
ED OF EXCEPTIONAL STUDENTS CORE CK (0353) Test Company: ETS Score Range: 100-200	All enrolled students who have completed all nonclinical courses, 2012-13									
	Other enrolled students, 2012-13									
	All program completers, 2012-13									
	All program completers, 2011-12						25	25	100%	179
	All program completers, 2010-11						171	171	100%	177

Single Assessment Institution-Level Pass Rate Data: Traditional Teacher Preparation Program Within IHE


		HEOA - Title II 2012 - 2013 Academic Year								
Institution Name		MORGAN STATE UNIVERSITY								
Institution Code		5416								
State		Maryland								
							April 2, 2014			
Assessment Information ¹	Group	Number Taking Assessment	Number Passing Assessment	Institutional Pass Rate	Institutional Average Scaled Score	Assessment Cut Score ²	Statewide			
							Number Taking Assessment	Number Passing Assessment	Statewide Pass Rate	Statewide Average Scaled Score
ELEM ED CONTENT AREA EXERCISES (0012) Test Company: ETS Score Range: 100-200	All enrolled students who have completed all nonclinical courses, 2012-13	4				150	7			
	Other enrolled students, 2012-13						19	14	74%	155
	All program completers, 2012-13	1				150	9			
	All program completers, 2011-12	12	12	100%	157	150	249	244	98%	159
	All program completers, 2010-11	8				150	1005	1000	100%	160
ELEM ED CONTENT KNOWLEDGE (0014) Test Company: ETS Score Range: 100-200	All enrolled students who have completed all nonclinical courses, 2012-13	6				142	13	12	92%	161
	Other enrolled students, 2012-13						47	43	91%	173
	All program completers, 2012-13	1				142	46	46	100%	173
	All program completers, 2011-12	12	12	100%	153	142	514	511	99%	169
	All program completers, 2010-11	8				142	1015	1013	100%	169
ELEM ED INSTR PRACTICE AND APPL (CD) (5015) Test Company: ETS Score Range: 100-200	All enrolled students who have completed all nonclinical courses, 2012-13	10	10	100%	167	161	51	49	96%	174
	Other enrolled students, 2012-13						215	208	97%	179
	All program completers, 2012-13	12	12	100%	170	161	859	855	100%	179
	All program completers, 2011-12	9				161	486	486	100%	179
	All program completers, 2010-11						2			
ENG LANG LIT COMP CONTENT & ANALYSIS (0044) Test Company: ETS Score Range: 100-200	All enrolled students who have completed all nonclinical courses, 2012-13	1				166	6			
	Other enrolled students, 2012-13						53	46	87%	177
	All program completers, 2012-13						128	126	98%	182
	All program completers, 2011-12	1				166	89	89	100%	183
	All program completers, 2010-11									

Single Assessment Institution-Level Pass Rate Data: Traditional Teacher Preparation Program Within IHE


		HEOA - Title II 2012 - 2013 Academic Year									
Institution Name		MORGAN STATE UNIVERSITY									
Institution Code		5416									
State		Maryland									
							Statewide				
Assessment Information ¹	Group	Number Taking Assessment	Number Passing Assessment	Institutional Pass Rate	Institutional Average Scaled Score	Assessment Cut Score ²	Number Taking Assessment	Number Passing Assessment	Statewide Pass Rate	Statewide Average Scaled Score	
ENG LANG LIT COMP CONTENT KNOWLEDGE (0041) Test Company: ETS Score Range: 100-200	All enrolled students who have completed all nonclinical courses, 2012-13						1				
	Other enrolled students, 2012-13						22	18	82%	175	
	All program completers, 2012-13						22	22	100%	183	
	All program completers, 2011-12	1				164	92	92	100%	184	
	All program completers, 2010-11						161	159	99%	183	
ENG LANG LIT COMP PEDAGOGY (0043) Test Company: ETS Score Range: 100-200	All enrolled students who have completed all nonclinical courses, 2012-13						1				
	Other enrolled students, 2012-13						7				
	All program completers, 2012-13						5				
	All program completers, 2011-12						50	50	100%	164	
	All program completers, 2010-11						162	161	99%	163	
ENGLISH TO SPEAKERS OF OTHER LANGUAGES II (0361) Test Company: ETS Score Range: 100-200	All enrolled students who have completed all nonclinical courses, 2012-13										
	Other enrolled students, 2012-13						18	16	89%	171	
	All program completers, 2012-13						26	26	100%	174	
	All program completers, 2011-12						35	35	100%	175	
	All program completers, 2010-11						38	38	100%	172	
ENGLISH TO SPEAKERS OF OTHER LANGUAGES (0360) Test Company: ETS Score Range: 250-990	All enrolled students who have completed all nonclinical courses, 2012-13										
	Other enrolled students, 2012-13										
	All program completers, 2012-13										
	All program completers, 2011-12										
	All program completers, 2010-11						28	28	100%	710	

April 2, 2014

Single Assessment Institution-Level Pass Rate Data: Traditional Teacher Preparation Program Within IHE

		HEOA - Title II 2012 - 2013 Academic Year								
Institution Name		MORGAN STATE UNIVERSITY								
Institution Code		5416								
State		Maryland								
							April 2, 2014			
Assessment Information ¹	Group	Number Taking Assessment	Number Passing Assessment	Institutional Pass Rate	Institutional Average Scaled Score	Assessment Cut Score ²	Statewide			
							Number Taking Assessment	Number Passing Assessment	Statewide Pass Rate	Statewide Average Scaled Score
ENVIRONMENTAL EDUCATION (0831) Test Company: ETS Score Range: 100-200	All enrolled students who have completed all nonclinical courses, 2012-13									
	Other enrolled students, 2012-13						1			
	All program completers, 2012-13									
	All program completers, 2011-12									
	All program completers, 2010-11									
FAMILY AND CONSUMER SCIENCES II (0121) Test Company: ETS Score Range: 100-200	All enrolled students who have completed all nonclinical courses, 2012-13						1			
	Other enrolled students, 2012-13						1			
	All program completers, 2012-13									
	All program completers, 2011-12						1			
	All program completers, 2010-11									
FRENCH CONTENT KNOWLEDGE (0173) Test Company: ETS Score Range: 100-200	All enrolled students who have completed all nonclinical courses, 2012-13									
	Other enrolled students, 2012-13									
	All program completers, 2012-13									
	All program completers, 2011-12									
	All program completers, 2010-11						1			
FRENCH PRODUCTIVE LANGUAGE SKILLS (0171) Test Company: ETS Score Range: 100-200	All enrolled students who have completed all nonclinical courses, 2012-13									
	Other enrolled students, 2012-13									
	All program completers, 2012-13									
	All program completers, 2011-12									
	All program completers, 2010-11						1			


Single Assessment Institution-Level Pass Rate Data: Traditional Teacher Preparation Program Within IHE

	HEOA - Title II 2012 - 2013 Academic Year
	Institution Name MORGAN STATE UNIVERSITY
	Institution Code 5416
	State Maryland

April 2, 2014

Assessment Information ¹	Group	Number Taking Assessment	Number Passing Assessment	Institutional Pass Rate	Institutional Average Scaled Score	Assessment Cut Score ²	Statewide			
							Number Taking Assessment	Number Passing Assessment	Statewide Pass Rate	Statewide Average Scaled Score
FRENCH WORLD LANGUAGE (CD) (5174) Test Company: ETS Score Range: 100-200	All enrolled students who have completed all nonclinical courses, 2012-13									
	Other enrolled students, 2012-13						2			
	All program completers, 2012-13						9			
	All program completers, 2011-12						5			
	All program completers, 2010-11						2			
GERMAN WORLD LANGUAGE (CD) (5183) Test Company: ETS Score Range: 100-200	All enrolled students who have completed all nonclinical courses, 2012-13									
	Other enrolled students, 2012-13						2			
	All program completers, 2012-13									
	All program completers, 2011-12						3			
	All program completers, 2010-11									
HEALTH EDUCATION (0550) Test Company: ETS Score Range: 250-990	All enrolled students who have completed all nonclinical courses, 2012-13						7			
	Other enrolled students, 2012-13						1			
	All program completers, 2012-13						29	26	90%	696
	All program completers, 2011-12						28	28	100%	707
	All program completers, 2010-11						27	27	100%	719
LATIN (0600) Test Company: ETS Score Range: 250-990	All enrolled students who have completed all nonclinical courses, 2012-13									
	Other enrolled students, 2012-13									
	All program completers, 2012-13									
	All program completers, 2011-12									
	All program completers, 2010-11						1			


Single Assessment Institution-Level Pass Rate Data: Traditional Teacher Preparation Program Within IHE

	HEOA - Title II 2012 - 2013 Academic Year
	Institution Name MORGAN STATE UNIVERSITY
	Institution Code 5416
	State Maryland

April 2, 2014

Assessment Information ¹	Group	Number Taking Assessment	Number Passing Assessment	Institutional Pass Rate	Institutional Average Scaled Score	Assessment Cut Score ²	Statewide			
							Number Taking Assessment	Number Passing Assessment	Statewide Pass Rate	Statewide Average Scaled Score
LIFE SCIENCE PEDAGOGY (0234) Test Company: ETS Score Range: 100-200	All enrolled students who have completed all nonclinical courses, 2012-13									
	Other enrolled students, 2012-13						3			
	All program completers, 2012-13						5			
	All program completers, 2011-12						15	15	100%	152
	All program completers, 2010-11						51	51	100%	154
MATHEMATICS CONTENT KNOWLEDGE (0061) Test Company: ETS Score Range: 100-200	All enrolled students who have completed all nonclinical courses, 2012-13	2				141	10	8	80%	156
	Other enrolled students, 2012-13						45	30	67%	152
	All program completers, 2012-13						67	66	99%	162
	All program completers, 2011-12						89	89	100%	163
	All program completers, 2010-11						80	79	99%	162
MATHEMATICS PEDAGOGY (0065) Test Company: ETS Score Range: 100-200	All enrolled students who have completed all nonclinical courses, 2012-13									
	Other enrolled students, 2012-13						10	7	70%	158
	All program completers, 2012-13						1			
	All program completers, 2011-12						30	30	100%	158
	All program completers, 2010-11						75	75	100%	162
MIDDLE SCHOOL ENGLISH LANGUAGE ARTS (0049) Test Company: ETS Score Range: 100-200	All enrolled students who have completed all nonclinical courses, 2012-13									
	Other enrolled students, 2012-13						1			
	All program completers, 2012-13						4			
	All program completers, 2011-12						1			
	All program completers, 2010-11						3			


Single Assessment Institution-Level Pass Rate Data: Traditional Teacher Preparation Program Within IHE

	HEOA - Title II 2012 - 2013 Academic Year
	Institution Name MORGAN STATE UNIVERSITY
	Institution Code 5416
	State Maryland


April 2, 2014

Assessment Information ¹	Group	Number Taking Assessment	Number Passing Assessment	Institutional Pass Rate	Institutional Average Scaled Score	Assessment Cut Score ²	Statewide			
							Number Taking Assessment	Number Passing Assessment	Statewide Pass Rate	Statewide Average Scaled Score
MIDDLE SCHOOL MATHEMATICS (0069) Test Company: ETS Score Range: 100-200	All enrolled students who have completed all nonclinical courses, 2012-13									
	Other enrolled students, 2012-13						9			
	All program completers, 2012-13						13	13	100%	179
	All program completers, 2011-12						4			
	All program completers, 2010-11						4			
MIDDLE SCHOOL SCIENCE (0439) Test Company: ETS Score Range: 100-200	All enrolled students who have completed all nonclinical courses, 2012-13									
	Other enrolled students, 2012-13						7			
	All program completers, 2012-13						14	12	86%	161
	All program completers, 2011-12						5			
	All program completers, 2010-11						4			
MIDDLE SCHOOL SOCIAL STUDIES (0089) Test Company: ETS Score Range: 100-200	All enrolled students who have completed all nonclinical courses, 2012-13									
	Other enrolled students, 2012-13						1			
	All program completers, 2012-13						8			
	All program completers, 2011-12						1			
	All program completers, 2010-11						3			
MUSIC ANALYSIS (0112) Test Company: ETS Score Range: 100-200	All enrolled students who have completed all nonclinical courses, 2012-13									
	Other enrolled students, 2012-13						2			
	All program completers, 2012-13						11	10	91%	175
	All program completers, 2011-12						69	69	100%	174
	All program completers, 2010-11	1					147	71	71	100%

Single Assessment Institution-Level Pass Rate Data: Traditional Teacher Preparation Program Within IHE

		HEOA - Title II 2012 - 2013 Academic Year								
Institution Name		MORGAN STATE UNIVERSITY								
Institution Code		5416								
State		Maryland								
							April 2, 2014			
Assessment Information ¹	Group	Number Taking Assessment	Number Passing Assessment	Institutional Pass Rate	Institutional Average Scaled Score	Assessment Cut Score ²	Statewide			
							Number Taking Assessment	Number Passing Assessment	Statewide Pass Rate	Statewide Average Scaled Score
MUSIC CONTENT & INSTRUCTION (0114) Test Company: ETS Score Range: 100-200	All enrolled students who have completed all nonclinical courses, 2012-13	2				162	3			
	Other enrolled students, 2012-13						15	7	47%	163
	All program completers, 2012-13	1				162	41	38	93%	171
	All program completers, 2011-12									
	All program completers, 2010-11									
MUSIC CONTENT KNOWLEDGE (0113) Test Company: ETS Score Range: 100-200	All enrolled students who have completed all nonclinical courses, 2012-13									
	Other enrolled students, 2012-13						2			
	All program completers, 2012-13						14	13	93%	168
	All program completers, 2011-12						70	70	100%	170
	All program completers, 2010-11	1				154	72	72	100%	172
PHYSICAL ED CONTENT AND DESIGN (0095) Test Company: ETS Score Range: 100-200	All enrolled students who have completed all nonclinical courses, 2012-13						6			
	Other enrolled students, 2012-13						14	13	93%	176
	All program completers, 2012-13						87	83	95%	177
	All program completers, 2011-12						76	75	99%	178
	All program completers, 2010-11						2			
PHYSICAL ED CONTENT KNOWLEDGE (0091) Test Company: ETS Score Range: 100-200	All enrolled students who have completed all nonclinical courses, 2012-13									
	Other enrolled students, 2012-13						1			
	All program completers, 2012-13						1			
	All program completers, 2011-12						17	15	88%	163
	All program completers, 2010-11						93	92	99%	162


Single Assessment Institution-Level Pass Rate Data: Traditional Teacher Preparation Program Within IHE

	HEOA - Title II 2012 - 2013 Academic Year
	Institution Name MORGAN STATE UNIVERSITY
	Institution Code 5416
	State Maryland

April 2, 2014

Assessment Information ¹	Group	Number Taking Assessment	Number Passing Assessment	Institutional Pass Rate	Institutional Average Scaled Score	Assessment Cut Score ²	Statewide			
							Number Taking Assessment	Number Passing Assessment	Statewide Pass Rate	Statewide Average Scaled Score
PHYSICAL ED VIDEO EVALUATION (0093) Test Company: ETS Score Range: 100-200	All enrolled students who have completed all nonclinical courses, 2012-13									
	Other enrolled students, 2012-13									
	All program completers, 2012-13									
	All program completers, 2011-12						17	17	100%	168
	All program completers, 2010-11						93	93	100%	167
PHYSICAL SCIENCE PEDAGOGY (0483) Test Company: ETS Score Range: 100-200	All enrolled students who have completed all nonclinical courses, 2012-13						1			
	Other enrolled students, 2012-13						1			
	All program completers, 2012-13									
	All program completers, 2011-12						9			
	All program completers, 2010-11						30	29	97%	165
PHYSICS CONTENT KNOWLEDGE II (0265) Test Company: ETS Score Range: 100-200	All enrolled students who have completed all nonclinical courses, 2012-13									
	Other enrolled students, 2012-13						7			
	All program completers, 2012-13						8			
	All program completers, 2011-12						11	11	100%	166
	All program completers, 2010-11						7			
PRAXIS I MATHEMATICS (0730) Test Company: ETS Score Range: 150-190	All enrolled students who have completed all nonclinical courses, 2012-13	23	18	78%	177	177	182	174	96%	179
	Other enrolled students, 2012-13						2410	2223	92%	180
	All program completers, 2012-13	14	14	100%	179	177	1521	1505	99%	181
	All program completers, 2011-12	22	22	100%	177	177	1678	1670	100%	181
	All program completers, 2010-11	9					177	1805	1783	99%


Single Assessment Institution-Level Pass Rate Data: Traditional Teacher Preparation Program Within IHE

	HEOA - Title II 2012 - 2013 Academic Year	
	Institution Name	MORGAN STATE UNIVERSITY
	Institution Code	5416
	State	Maryland

April 2, 2014

Assessment Information ¹	Group	Number Taking Assessment	Number Passing Assessment	Institutional Pass Rate	Institutional Average Scaled Score	Assessment Cut Score ²	Statewide			
							Number Taking Assessment	Number Passing Assessment	Statewide Pass Rate	Statewide Average Scaled Score
PRAXIS I READING (0710) Test Company: ETS Score Range: 150-190	All enrolled students who have completed all nonclinical courses, 2012-13	21	17	81%	178	177	179	173	97%	179
	Other enrolled students, 2012-13						2416	2222	92%	179
	All program completers, 2012-13	14	14	100%	179	177	1523	1515	99%	180
	All program completers, 2011-12	22	22	100%	179	177	1677	1669	100%	180
	All program completers, 2010-11	9				177	1804	1789	99%	180
PRAXIS I WRITING (0720) Test Company: ETS Score Range: 150-190	All enrolled students who have completed all nonclinical courses, 2012-13	22	18	82%	174	173	179	174	97%	176
	Other enrolled students, 2012-13						2410	2303	96%	177
	All program completers, 2012-13	14	14	100%	177	173	1522	1513	99%	177
	All program completers, 2011-12	22	22	100%	175	173	1677	1671	100%	177
	All program completers, 2010-11	8				173	1804	1796	100%	177
PRINC LEARNING AND TEACHING 5-9 II (0623) Test Company: ETS Score Range: 100-200	All enrolled students who have completed all nonclinical courses, 2012-13									
	Other enrolled students, 2012-13						1			
	All program completers, 2012-13									
	All program completers, 2011-12						1			
	All program completers, 2010-11									
PRINC LEARNING AND TEACHING 7-12 II (0624) Test Company: ETS Score Range: 100-200	All enrolled students who have completed all nonclinical courses, 2012-13	5				157	30	30	100%	175
	Other enrolled students, 2012-13						82	79	96%	173
	All program completers, 2012-13						434	434	100%	179
	All program completers, 2011-12	1				157	394	394	100%	178
	All program completers, 2010-11						6			


Single Assessment Institution-Level Pass Rate Data: Traditional Teacher Preparation Program Within IHE

	HEOA - Title II 2012 - 2013 Academic Year
	Institution Name MORGAN STATE UNIVERSITY
	Institution Code 5416
	State Maryland

April 2, 2014

Assessment Information ¹	Group	Number Taking Assessment	Number Passing Assessment	Institutional Pass Rate	Institutional Average Scaled Score	Assessment Cut Score ²	Statewide			
							Number Taking Assessment	Number Passing Assessment	Statewide Pass Rate	Statewide Average Scaled Score
PRINC LEARNING AND TEACHING 7-12 (0524) Test Company: ETS Score Range: 100-200	All enrolled students who have completed all nonclinical courses, 2012-13									
	Other enrolled students, 2012-13						1			
	All program completers, 2012-13									
	All program completers, 2011-12						6			
	All program completers, 2010-11						12	12	100%	174
PRINC LEARNING AND TEACHING EARLY CHILD II (0621) Test Company: ETS Score Range: 100-200	All enrolled students who have completed all nonclinical courses, 2012-13						1			
	Other enrolled students, 2012-13						64	59	92%	172
	All program completers, 2012-13						216	216	100%	172
	All program completers, 2011-12						189	187	99%	170
	All program completers, 2010-11						4			
PRINC LEARNING AND TEACHING EARLY CHILD (0521) Test Company: ETS Score Range: 100-200	All enrolled students who have completed all nonclinical courses, 2012-13									
	Other enrolled students, 2012-13						5			
	All program completers, 2012-13									
	All program completers, 2011-12						67	67	100%	188
	All program completers, 2010-11						253	249	98%	185
PRINC LEARNING AND TEACHING K-6 II (0622) Test Company: ETS Score Range: 100-200	All enrolled students who have completed all nonclinical courses, 2012-13	12	12	100%	170	160	49	46	94%	173
	Other enrolled students, 2012-13						190	184	97%	178
	All program completers, 2012-13	12	12	100%	169	160	898	897	100%	178
	All program completers, 2011-12	9				160	753	753	100%	178
	All program completers, 2010-11						10	10	100%	175


Single Assessment Institution-Level Pass Rate Data: Traditional Teacher Preparation Program Within IHE

	HEOA - Title II 2012 - 2013 Academic Year
	Institution Name MORGAN STATE UNIVERSITY
	Institution Code 5416
	State Maryland


April 2, 2014

Assessment Information ¹	Group	Number Taking Assessment	Number Passing Assessment	Institutional Pass Rate	Institutional Average Scaled Score	Assessment Cut Score ²	Statewide			
							Number Taking Assessment	Number Passing Assessment	Statewide Pass Rate	Statewide Average Scaled Score
SE APPLIC OF CORE PRINCIPLES ACROSS (0352) Test Company: ETS Score Range: 100-200	All enrolled students who have completed all nonclinical courses, 2012-13									
	Other enrolled students, 2012-13									
	All program completers, 2012-13									
	All program completers, 2011-12						24	24	100%	157
	All program completers, 2010-11						178	178	100%	155
SE CORE KNOWLEDGE & APPLICATIONS (0354) Test Company: ETS Score Range: 100-200	All enrolled students who have completed all nonclinical courses, 2012-13						2			
	Other enrolled students, 2012-13						107	106	99%	176
	All program completers, 2012-13						368	368	100%	177
	All program completers, 2011-12						347	347	100%	177
	All program completers, 2010-11						234	234	100%	176
SOCIAL STUDIES CONTENT & INTERPRET (0086) Test Company: ETS Score Range: 100-200	All enrolled students who have completed all nonclinical courses, 2012-13						15	11	73%	158
	Other enrolled students, 2012-13						51	38	75%	162
	All program completers, 2012-13						122	117	96%	167
	All program completers, 2011-12						71	67	94%	165
	All program completers, 2010-11									
SOCIAL STUDIES CONTENT KNOWLEDGE (0081) Test Company: ETS Score Range: 100-200	All enrolled students who have completed all nonclinical courses, 2012-13	1				154	3			
	Other enrolled students, 2012-13						23	19	83%	165
	All program completers, 2012-13						22	22	100%	174
	All program completers, 2011-12						90	88	98%	172
	All program completers, 2010-11						168	166	99%	171

Single Assessment Institution-Level Pass Rate Data: *Traditional Teacher Preparation Program Within IHE*

		HEOA - Title II 2012 - 2013 Academic Year								
Institution Name		MORGAN STATE UNIVERSITY								
Institution Code		5416								
State		Maryland								
							April 2, 2014			
							Statewide			
Assessment Information ¹	Group	Number Taking Assessment	Number Passing Assessment	Institutional Pass Rate	Institutional Average Scaled Score	Assessment Cut Score ²	Number Taking Assessment	Number Passing Assessment	Statewide Pass Rate	Statewide Average Scaled Score
SOCIAL STUDIES PEDAGOGY (0084) Test Company: ETS Score Range: 100-200	All enrolled students who have completed all nonclinical courses, 2012-13						1			
	Other enrolled students, 2012-13						12	7	58%	165
	All program completers, 2012-13						6			
	All program completers, 2011-12						46	45	98%	181
	All program completers, 2010-11						167	165	99%	181
SPANISH CONTENT KNOWLEDGE (0191) Test Company: ETS Score Range: 100-200	All enrolled students who have completed all nonclinical courses, 2012-13									
	Other enrolled students, 2012-13									
	All program completers, 2012-13									
	All program completers, 2011-12						1			
	All program completers, 2010-11						6			
SPANISH PRODUCTIVE LANGUAGE SKILLS (0192) Test Company: ETS Score Range: 100-200	All enrolled students who have completed all nonclinical courses, 2012-13									
	Other enrolled students, 2012-13									
	All program completers, 2012-13									
	All program completers, 2011-12						1			
	All program completers, 2010-11						6			
SPANISH WORLD LANGUAGE (CD) (5195) Test Company: ETS Score Range: 100-200	All enrolled students who have completed all nonclinical courses, 2012-13						1			
	Other enrolled students, 2012-13						11	11	100%	181
	All program completers, 2012-13						8			
	All program completers, 2011-12						22	20	91%	182
	All program completers, 2010-11						13	11	85%	176


Single Assessment Institution-Level Pass Rate Data: Traditional Teacher Preparation Program Within IHE

	HEOA - Title II 2012 - 2013 Academic Year
	Institution Name MORGAN STATE UNIVERSITY
	Institution Code 5416
	State Maryland

April 2, 2014

Assessment Information ¹	Group	Number Taking Assessment	Number Passing Assessment	Institutional Pass Rate	Institutional Average Scaled Score	Assessment Cut Score ²	Statewide			
							Number Taking Assessment	Number Passing Assessment	Statewide Pass Rate	Statewide Average Scaled Score
TECHNOLOGY EDUCATION II (0051) Test Company: ETS Score Range: 100-200	All enrolled students who have completed all nonclinical courses, 2012-13									
	Other enrolled students, 2012-13									
	All program completers, 2012-13						2			
	All program completers, 2011-12									
	All program completers, 2010-11									
TECHNOLOGY EDUCATION (0050) Test Company: ETS Score Range: 250-990	All enrolled students who have completed all nonclinical courses, 2012-13									
	Other enrolled students, 2012-13						1			
	All program completers, 2012-13						1			
	All program completers, 2011-12									
	All program completers, 2010-11						1			
THEATRE (0640) Test Company: ETS Score Range: 250-990	All enrolled students who have completed all nonclinical courses, 2012-13									
	Other enrolled students, 2012-13									
	All program completers, 2012-13						2			
	All program completers, 2011-12						1			
	All program completers, 2010-11						5			
THEATRE (0641) Test Company: ETS Score Range: 100-200	All enrolled students who have completed all nonclinical courses, 2012-13									
	Other enrolled students, 2012-13									
	All program completers, 2012-13						1			
	All program completers, 2011-12									
	All program completers, 2010-11									


Single Assessment Institution-Level Pass Rate Data: Traditional Teacher Preparation Program Within IHE

	HEOA - Title II 2012 - 2013 Academic Year
	Institution Name MORGAN STATE UNIVERSITY
	Institution Code 5416
	State Maryland

April 2, 2014

Assessment Information ¹	Group	Number Taking Assessment	Number Passing Assessment	Institutional Pass Rate	Institutional Average Scaled Score	Assessment Cut Score ²	Statewide			
							Number Taking Assessment	Number Passing Assessment	Statewide Pass Rate	Statewide Average Scaled Score
WORLD LANGUAGE PEDAGOGY (0841) Test Company: ETS Score Range: 100-200	All enrolled students who have completed all nonclinical courses, 2012-13									
	Other enrolled students, 2012-13						1			
	All program completers, 2012-13									
	All program completers, 2011-12						13	13	100%	185
	All program completers, 2010-11						9			
OPI FRENCH (ACT1006) Test Company: ACTFL* Score Range: 1-10	All enrolled students who have completed all nonclinical courses, 2012-13									
	Other enrolled students, 2012-13									
	All program completers, 2012-13									
	All program completers, 2011-12									
	All program completers, 2010-11						2			
OPI GERMAN (ACT1007) Test Company: ACTFL* Score Range: 1-10	All enrolled students who have completed all nonclinical courses, 2012-13									
	Other enrolled students, 2012-13						1			
	All program completers, 2012-13									
	All program completers, 2011-12						3			
	All program completers, 2010-11									
OPI MANDARIN (ACT1013) Test Company: ACTFL* Score Range: 1-10	All enrolled students who have completed all nonclinical courses, 2012-13									
	Other enrolled students, 2012-13						6			
	All program completers, 2012-13						4			
	All program completers, 2011-12						2			
	All program completers, 2010-11						2			


Single Assessment Institution-Level Pass Rate Data: Traditional Teacher Preparation Program Within IHE

	HEOA - Title II 2012 - 2013 Academic Year
	Institution Name MORGAN STATE UNIVERSITY
	Institution Code 5416
	State Maryland

April 2, 2014

Assessment Information ¹	Group	Number Taking Assessment	Number Passing Assessment	Institutional Pass Rate	Institutional Average Scaled Score	Assessment Cut Score ²	Statewide			
							Number Taking Assessment	Number Passing Assessment	Statewide Pass Rate	Statewide Average Scaled Score
OPI SPANISH (ACT1018) Test Company: ACTFL* Score Range: 1-10	All enrolled students who have completed all nonclinical courses, 2012-13									
	Other enrolled students, 2012-13						2			
	All program completers, 2012-13						2			
	All program completers, 2011-12						7			
	All program completers, 2010-11						10	10	100%	8
OPIC SPANISH (ACT3002) Test Company: ACTFL* Score Range: 1-10	All enrolled students who have completed all nonclinical courses, 2012-13									
	Other enrolled students, 2012-13									
	All program completers, 2012-13									
	All program completers, 2011-12						1			
	All program completers, 2010-11									
WPT CHINESE (ACT2002) Test Company: ACTFL* Score Range: 1-10	All enrolled students who have completed all nonclinical courses, 2012-13									
	Other enrolled students, 2012-13						7			
	All program completers, 2012-13						6			
	All program completers, 2011-12						3			
	All program completers, 2010-11						2			
WPT FRENCH (ACT2005) Test Company: ACTFL* Score Range: 1-10	All enrolled students who have completed all nonclinical courses, 2012-13									
	Other enrolled students, 2012-13									
	All program completers, 2012-13						1			
	All program completers, 2011-12						1			
	All program completers, 2010-11						2			

Single Assessment Institution-Level Pass Rate Data: Traditional Teacher Preparation Program Within IHE

	HEOA - Title II 2012 - 2013 Academic Year
	Institution Name MORGAN STATE UNIVERSITY
	Institution Code 5416
	State Maryland

April 2, 2014

Assessment Information ¹	Group	Number Taking Assessment	Number Passing Assessment	Institutional Pass Rate	Institutional Average Scaled Score	Assessment Cut Score ²	Statewide			
							Number Taking Assessment	Number Passing Assessment	Statewide Pass Rate	Statewide Average Scaled Score
WPT GERMAN (ACT2006) Test Company: ACTFL* Score Range: 1-10	All enrolled students who have completed all nonclinical courses, 2012-13									
	Other enrolled students, 2012-13									
	All program completers, 2012-13									
	All program completers, 2011-12						3			
	All program completers, 2010-11									
WPT SPANISH (ACT2015) Test Company: ACTFL* Score Range: 1-10	All enrolled students who have completed all nonclinical courses, 2012-13									
	Other enrolled students, 2012-13						2			
	All program completers, 2012-13						1			
	All program completers, 2011-12						12	12	100%	7
	All program completers, 2010-11						6			

Note: In cases where there are less than ten students taking the assessment or license/certificate, the number passing and pass rate are not reported.

¹Tests with multiple delivery options (computer, paper, etc.) will be noted with the assessment code for one format only.

²Cut scores may vary for groups depending upon when the cut scores are established by the state and when each group completed their teacher certification or licensure assessment.

*Questions regarding tests listed by this testing company must be addressed to your state Title II Coordinator.